

## TRANSFERENCIAS 2017

Este reporte brinda información de las transferencias efectivamente realizadas y percibidas por concepto de Canon Minero y cuyos beneficiarios son los Gobiernos Locales, Regionales y las Universidades Nacionales de los departamentos donde se realiza dicha actividad. En esta oportunidad, la información brindada corresponde a lo efectivamente transferido por este concepto en julio del año 2017.

Creemos pertinente empezar este reporte con una breve explicación de lo que es este Canon Minero y la mecánica de transferencia de los recursos que se generan, de modo que la información que se brinda se perciba adecuadamente.

### El Canon Minero es:

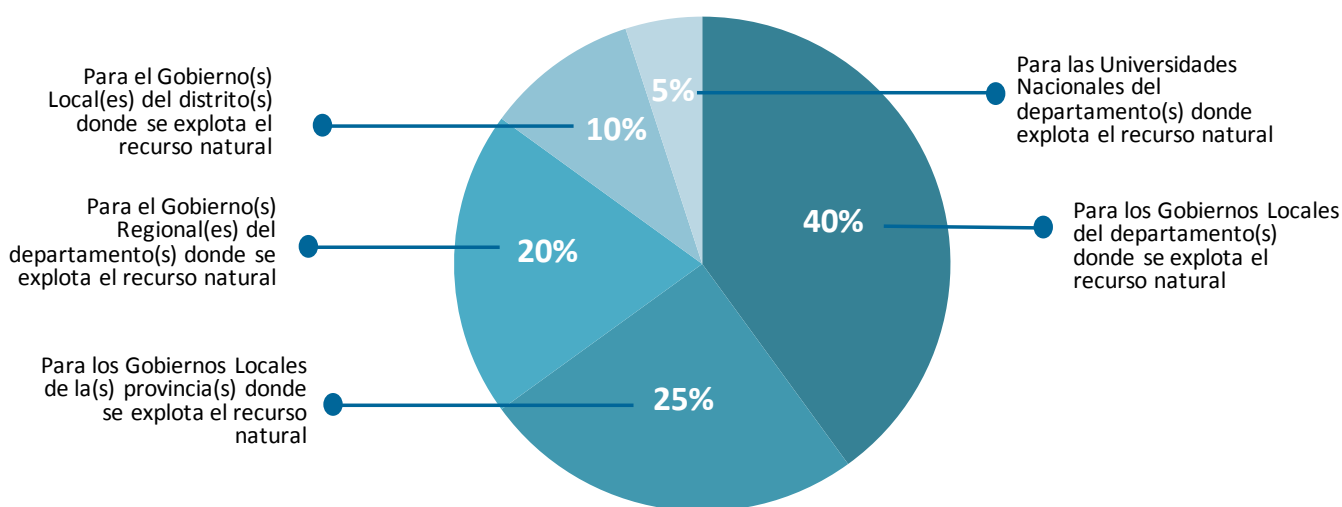
**50%**

de lo recaudado por el Impuesto a la Renta que el Estado recibe por la explotación de los minerales.

Hasta el año 2006, el Canon Minero generado por el Impuesto a la Renta en un año determinado se transfería en 12 cuotas iguales, empezando en julio del año siguiente hasta mayo del año subsiguiente (ver reportes anteriores). En los últimos once años (2007-2017) la distribución se hace en un solo momento, así la transferencia del Canon Minero generado en el año inmediatamente anterior se realizó en su totalidad en el mes de julio del año siguiente.

### La distribución

se realiza de acuerdo al siguiente esquema:



**Utilización:**

En el caso de los Gobiernos Locales, estos recursos se utilizarán en gastos de inversión, debiendo observarse las disposiciones del Sistema Nacional de Programación Multianual y Gestión de Inversiones (Invierte.pe)<sup>1</sup> que correspondan. Asimismo, estos deberán destinar el 30% del monto que les corresponda a la inversión productiva para el desarrollo sostenible de las comunidades donde se extrae dicho recurso natural.

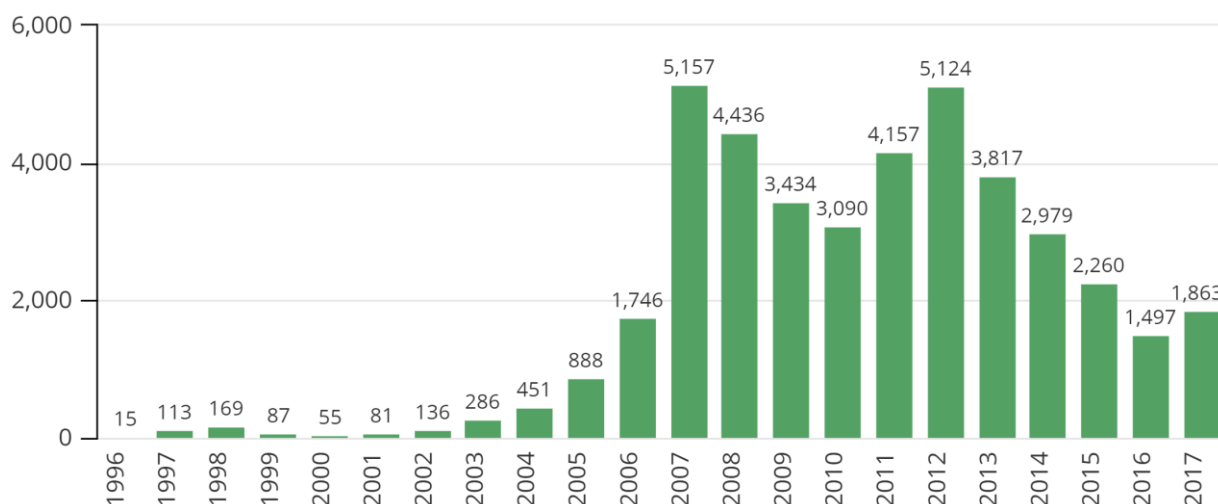
En el caso de los Gobiernos Regionales, los recursos obtenidos se utilizarán para el financiamiento o co-financiamiento de proyectos u obras de infraestructura de impacto regional y local.

Tanto los Gobiernos Locales como Regionales están facultados a utilizar hasta un 20% del Canon Minero para el mantenimiento de los proyectos de inversión pública priorizando infraestructura básica, así como hasta otro 5% para financiar la elaboración de perfiles y evaluar los estudios de preinversión. Adicionalmente, los Gobiernos Locales y Regionales pueden utilizar los recursos para proyectos orientados a brindar servicios públicos (infraestructura para comisarías, postas médicas, penales, etc.).

Por otro lado, las transferencias que reciben las Universidades Nacionales se deben destinar, preferentemente, a la inversión en investigación científica relacionada con la salud pública y prevención de enfermedades endémicas, sanidad, biodiversidad, etc. Asimismo, estas entidades pueden usar hasta 50% de sus recursos en proyectos de infraestructura y equipamiento vinculados directamente con los fines de la universidad. Cabe indicar que si la universidad (que usualmente está ubicada en la capital de la región) tiene sedes en provincias y distritos productores, se deberá destinar no menos del 10% de estos recursos a dichas dependencias.

Finalmente, los recursos transferidos por Canon Minero no pueden usarse, en ningún caso, para el pago de remuneraciones o retribuciones. Asimismo, estos son acumulables y en ningún caso son devueltos al Gobierno Central.

**Canon Minero Distribuido (millones de soles)**



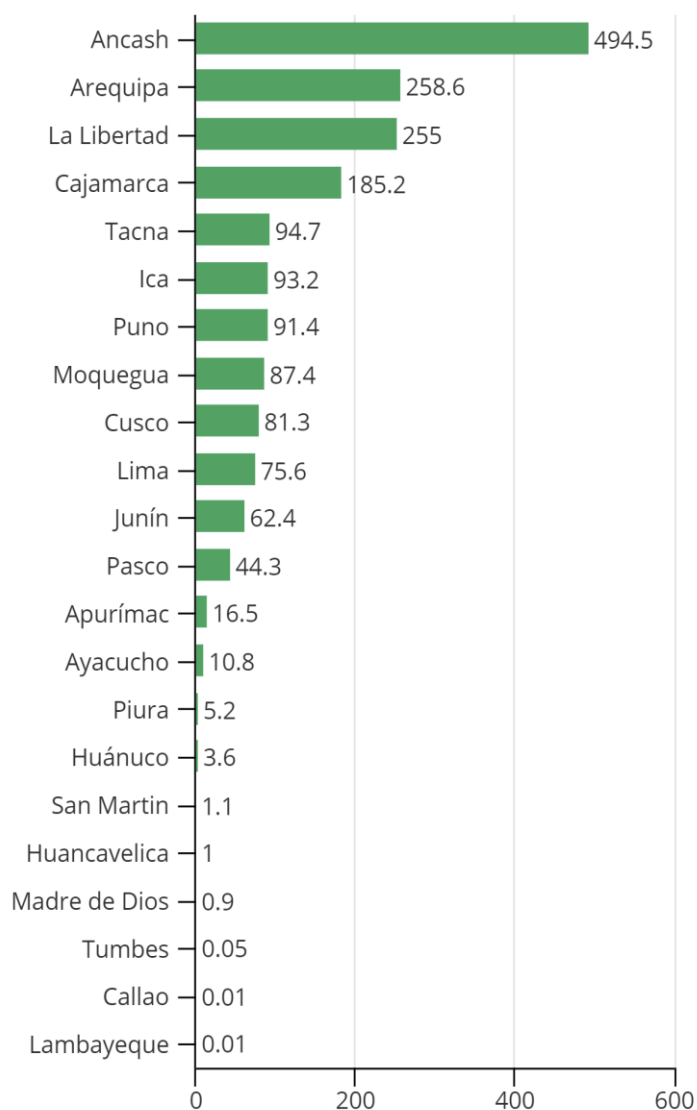
En los últimos 22 años el Gobierno Central ha transferido por concepto de Canon Minero **S/ 41,842 millones**.


<sup>1</sup> Sistema reemplaza al Sistema Nacional de Inversión Pública (SNIP). Para mayor detalle revisar el Decreto Legislativo N° 1252 y su reglamento (Decreto Supremo N° 027-2017-EF)

## Reporte Informativo - Transferencias de Canon Minero en el 2017

En julio del 2017 el monto total distribuido a los Gobiernos Regionales, Locales, Universidades Nacionales, correspondiente al Canon Minero generado en el ejercicio productivo del año 2016, ascendió a **S/ 1,863 millones**, como se observa en el gráfico a continuación y cuyo detalle distrital se puede apreciar en las siguientes páginas:

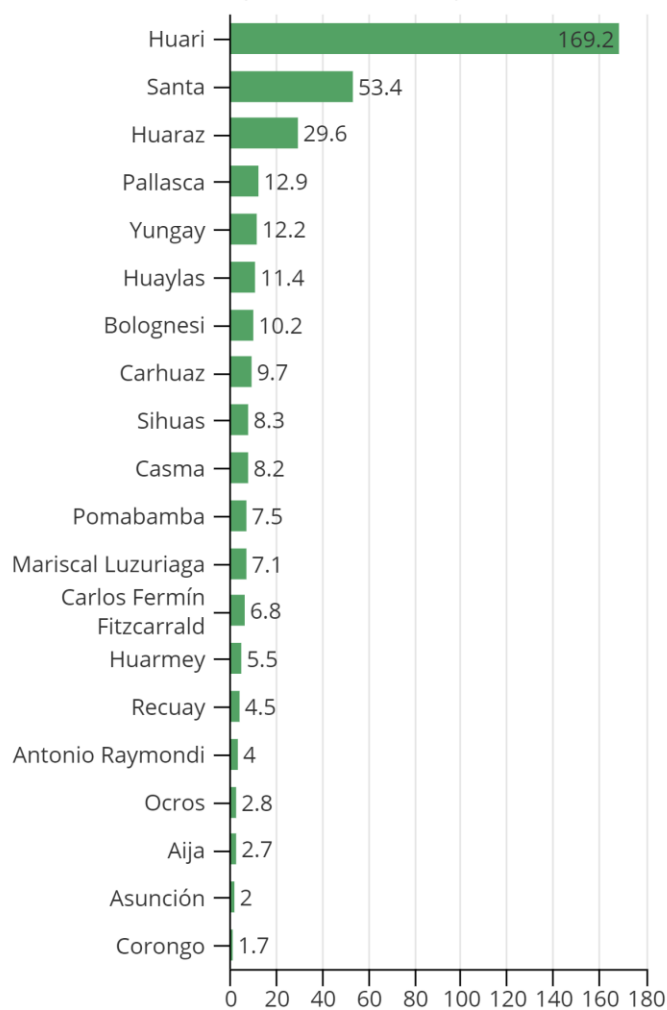
**Transferencias de Canon Minero por Región 2017**  
(millones de soles)





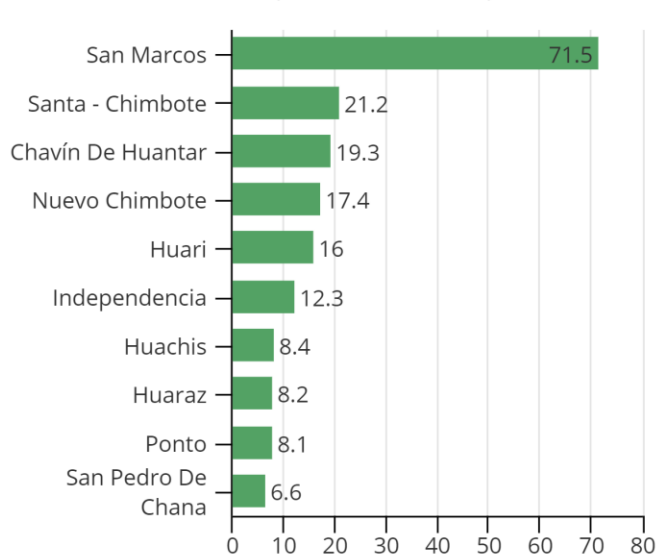
**Distribución por Provincias**

(millones de soles)



**Top 10, distribución por distritos**

(millones de soles)



**Transferencias de Canon Minero en el 2017 (en soles)**

<b>Antonio Raymondi</b>	<b>S/. 4,040,973</b>	<b>Aija</b>	<b>S/. 2,660,103</b>	<b>Huarmey</b>	<b>S/. 5,461,816</b>
Antonio Raymondi - Llamellin	S/. 713,948	Aija	S/. 438,345	Huarmey	S/. 3,844,497
Aczo	S/. 486,826	Coris	S/. 808,491	Cochapeti	S/. 208,941
Chaccho	S/. 447,178	Huacllan	S/. 238,570	Culebras	S/. 929,149
Chingas	S/. 435,998	La Merced	S/. 930,309	Huayan	S/. 261,161
Mirgas	S/. 1,523,829	Succha	S/. 244,388	Malvas	S/. 218,068
San Juan De Rontoy	S/. 433,193				

Reporte Informativo - Transferencias de Canon Minero en el 2017

Transferencias de Canon Minero en el 2017 (en soles)

<b>Huari</b>	<b>S/. 169,200,108</b>	<b>Huaraz</b>	<b>S/. 29,604,244</b>	<b>Ocros</b>	<b>S/. 2,818,902</b>
Huari	S/. 15,986,747	Huaraz	S/. 8,162,520	Ocros	S/. 193,438
Anra	S/. 3,440,407	Cochabamba	S/. 782,592	Acas	S/. 322,129
Cajay	S/. 5,812,519	Colcabamba	S/. 237,732	Cajamarquilla	S/. 79,600
Chavín De Huantar	S/. 19,302,614	Huanchay	S/. 679,234	Carhuapampa	S/. 260,288
Huacachi	S/. 3,983,382	Independencia	S/. 12,268,879	Cochas	S/. 334,222
Huacchis	S/. 4,177,673	Jangas	S/. 2,039,135	Congas	S/. 342,180
Huachis	S/. 8,356,582	La Libertad	S/. 440,304	Llipa	S/. 472,979
Huantar	S/. 5,516,920	Olleros	S/. 526,669	San Cristóbal De Rajan	S/. 162,840
Masin	S/. 3,587,981	Pampas	S/. 457,757	San Pedro	S/. 532,245
Paucas	S/. 4,122,766	Pariacoto	S/. 1,216,938	Santiago De Chilcas	S/. 118,980
Ponto	S/. 8,076,689	Pira	S/. 1,502,126	<b>Pallasca</b>	<b>S/. 12,931,381</b>
Rahuapampa	S/. 1,206,446	Tarica	S/. 1,290,358	Pallasca - Cabana	S/. 1,090,464
Rapayan	S/. 4,163,787	<b>Corongo</b>	<b>S/. 1,694,480</b>	Bolognesi	S/. 533,211
San Marcos	S/. 71,458,444	Corongo	S/. 249,413	Conchucos	S/. 4,061,891
San Pedro De Chana	S/. 6,623,687	Aco	S/. 139,049	Huacachuque	S/. 233,039
Uco	S/. 3,383,464	Bambas	S/. 171,599	Huandoval	S/. 394,076
<b>Bolognesi</b>	<b>S/. 10,202,377</b>	Cusca	S/. 720,408	Lacabamba	S/. 229,611
Bolognesi - Chiquian	S/. 589,006	La Pampa	S/. 158,676	Llapo	S/. 301,117
Abelardo Pardo Lazameta	S/. 482,163	Yanac	S/. 136,714	Pallasca	S/. 996,218
Antonio Raymondi	S/. 319,274	Yupan	S/. 118,622	Pampas	S/. 4,196,556
Aquia	S/. 860,241	<b>Huaylas</b>	<b>S/. 11,380,303</b>	Santa Rosa	S/. 187,835
Cajacay	S/. 489,831	Huaylas - Caraz	S/. 3,841,955	Tauca	S/. 707,365
Canis	S/. 495,810	Huallanca	S/. 172,078	<b>Mariscal Luzuriaga</b>	<b>S/. 7,128,706</b>
Colquioc	S/. 1,028,201	Huata	S/. 335,194	Mariscal Luzuriaga - Piscobamba	S/. 921,429
Huallanca	S/. 2,666,194	Huaylas	S/. 446,856	Casca	S/. 1,414,612
Huasta	S/. 986,715	Mato	S/. 346,318	Eleazar Guzmán Barrón	S/. 434,212
Huayllacayan	S/. 393,109	Pamparomas	S/. 2,272,108	Fidel Olivás Escudero	S/. 670,843
La Primavera	S/. 265,110	Pueblo Libre	S/. 1,660,768	Llama	S/. 384,597
Mangas	S/. 215,957	Santa Cruz	S/. 1,525,704	Llumpa	S/. 1,959,515
Pacllon	S/. 612,817	Santo Toribio	S/. 311,307	Lucma	S/. 1,025,802
San Miguel De Corpanqui	S/. 383,367	Yuracmarca	S/. 468,015	Musga	S/. 317,697
Tidlos	S/. 414,582	<b>Sihuas</b>	<b>S/. 8,346,759</b>	<b>Santa</b>	<b>S/. 53,442,675</b>
<b>Carhuaz</b>	<b>S/. 9,733,450</b>	Sihuas	S/. 886,180	Santa - Chimbote	S/. 21,177,550
Carhuaz	S/. 3,000,018	Acobamba	S/. 701,462	Cáceres Del Peru	S/. 1,330,423
Acopampa	S/. 467,022	Alfonso Ugarte	S/. 231,321	Coishco	S/. 1,811,401
Amashca	S/. 417,302	Cashapampa	S/. 888,242	Macate	S/. 801,513
Anta	S/. 562,574	Chingalpo	S/. 146,404	Moro	S/. 1,856,528
Ataquero	S/. 374,876	Huayllabamba	S/. 1,178,022	Nepeña	S/. 4,949,444
Marcara	S/. 2,217,906	Quiches	S/. 862,339	Samanco	S/. 1,469,175
Pariahuanca	S/. 339,776	Ragash	S/. 821,356	Santa	S/. 2,670,509
San Miguel De Aco	S/. 478,281	San Juan	S/. 2,062,912	Nuevo Chimbote	S/. 17,376,132
Shilla	S/. 684,096	Sicsibamba	S/. 568,521	<b>Pomabamba</b>	<b>S/. 7,532,184</b>
Tinco	S/. 514,719	<b>Yungay</b>	<b>S/. 12,218,963</b>	Pomabamba	S/. 3,719,460
Yungar	S/. 676,880	Yungay	S/. 3,662,392	Huayllan	S/. 887,409
<b>Recuay</b>	<b>S/. 4,469,074</b>	Cascapara	S/. 519,298	Parobamba	S/. 2,202,582
Recuay	S/. 867,373	Mancos	S/. 1,039,706	Quinuabamba	S/. 722,732
Catac	S/. 702,244	Matacoto	S/. 310,835	<b>Casma</b>	<b>S/. 8,184,245</b>
Cotaparaco	S/. 154,136	Quillo	S/. 4,066,931	Casma	S/. 5,022,602
Huayllapampa	S/. 426,543	Ranrahirca	S/. 420,787	Buena Vista Alta	S/. 1,054,035
Llacllin	S/. 554,447	Shupluy	S/. 541,229	Comandante Noel	S/. 643,009
Marca	S/. 221,885	Yanama	S/. 1,657,784	Yautan	S/. 1,464,599
Pampas Chico	S/. 555,618	<b>Carlos Fermín Fitzcarrald</b>	<b>S/. 6,787,891</b>	<b>Asunción</b>	<b>S/. 2,024,263</b>
Pararin	S/. 442,287	Carlos Fermín Fitzcarrald	S/. 3,948,548	Asunción - Chacas	S/. 1,128,036
Tapacocha	S/. 126,820	San Nicolas	S/. 1,145,018	Acochaca	S/. 896,227
Ticapampa	S/. 417,721	Yauya	S/. 1,694,325		

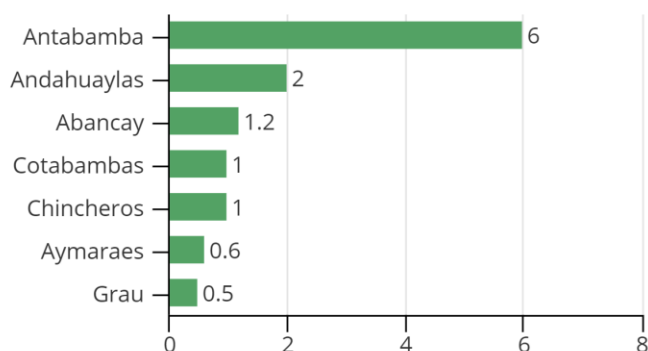


# APURÍMAC

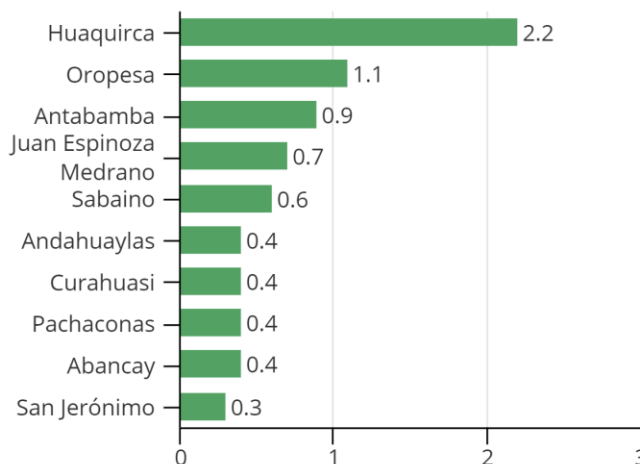
Al Gobierno Regional de Apurímac S/. 4,117,371  
 A Gobiernos Provinciales y Distritales S/. 12,352,114

 **Total Transferido a Apurímac** **S/. 16,469,486**

**Distribución por Provincias**  
(millones de soles)




**Top 10, distribución por distritos**  
(millones de soles)

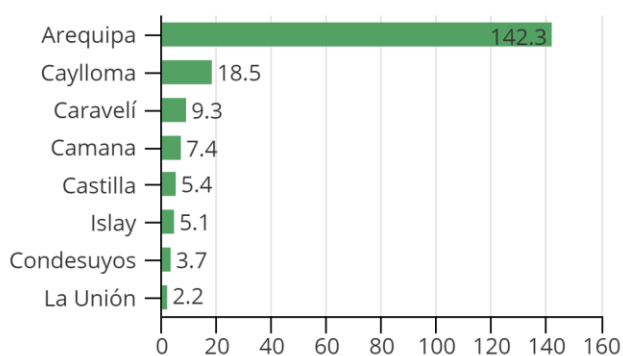


**Transferencias de Canon Minero en el 2017 (en soles)**

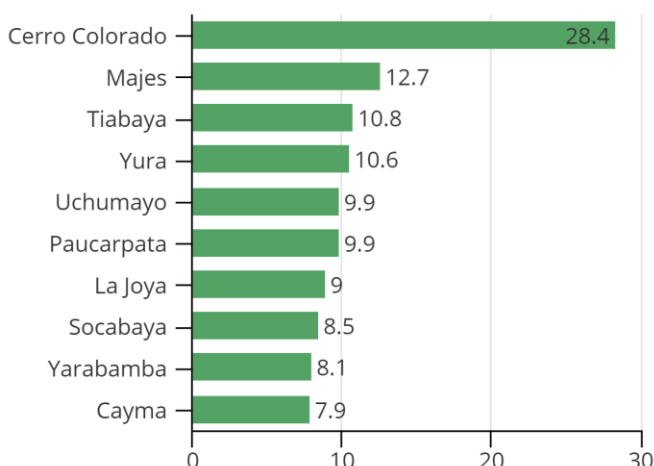
<b>Antabamba</b>	<b>S/. 6,023,007</b>	<b>Abancay</b>	<b>S/. 1,238,257</b>	<b>Aymaraes</b>	<b>S/. 571,584</b>
Antabamba	S/. 881,555	Abancay	S/. 359,704	Aymaraes - Chalhuanca	S/. 43,058
El Oro	S/. 192,151	Chacoche	S/. 25,339	Capaya	S/. 20,962
Huaquirca	S/. 2,196,657	Circa	S/. 51,926	Caraybamba	S/. 24,336
Juan Espinoza Medrano	S/. 716,521	Curahuasi	S/. 378,535	Chapamarca	S/. 44,193
Oropesa	S/. 1,096,249	Huanipaca	S/. 98,640	Colcabamba	S/. 19,868
Pachaconas	S/. 360,442	Lambrama	S/. 90,174	Cotaruse	S/. 112,278
Sabaino	S/. 579,431	Pichirhua	S/. 83,143	Ihuayllo	S/. 15,312
<b>Graú</b>	<b>S/. 499,824</b>	San Pedro De Cachora	S/. 68,848	Justo Apu Sahuaraura	S/. 27,693
Graú - Chuquibambilla	S/. 80,177	Tamburco	S/. 81,949	Lucre	S/. 42,594
Curpahuasi	S/. 38,264	<b>Andahuaylas</b>	<b>S/. 2,033,028</b>	Pocohuanca	S/. 23,821
Gamarra	S/. 78,517	Andahuaylas	S/. 412,693	San Juan De Chacña	S/. 15,727
Huayllati	S/. 33,966	Andarapa	S/. 110,729	Sañayca	S/. 22,695
Mamara	S/. 20,159	Chiara	S/. 25,335	Soraya	S/. 17,080
Micaela Bastidas	S/. 34,992	Huancarama	S/. 150,122	Tapairihua	S/. 33,809
Pataypampa	S/. 23,363	Huancaray	S/. 39,997	Tintay	S/. 47,806
Progreso	S/. 69,103	Huayana	S/. 21,809	Toraya	S/. 41,545
San Antonio	S/. 7,427	Kishuara	S/. 101,957	Yanaca	S/. 18,807
Santa Rosa	S/. 13,441	Pacobamba	S/. 85,340	<b>Chincheros</b>	<b>S/. 957,385</b>
Turpay	S/. 15,457	Pacucho	S/. 115,914	Chincheros	S/. 101,253
Vilcabamba	S/. 25,390	Pampachiri	S/. 46,429	Anco Huallo	S/. 199,076
Virundo	S/. 25,907	Pomacocha	S/. 21,116	Cocharcas	S/. 49,884
Curasco	S/. 33,661	San Antonio De Cachi	S/. 51,330	Huaccana	S/. 181,837
<b>Cotabambas</b>	<b>S/. 1,029,029</b>	San Jerónimo	S/. 318,694	Ocobamba	S/. 107,422
Cotabambas - Tambobam	S/. 241,266	San Miguel Chaccrampa	S/. 37,802	Ongoy	S/. 49,810
Cotabambas	S/. 88,026	Santa María De Chicmo	S/. 122,906	Uranmarca	S/. 77,502
Coyllurqui	S/. 158,283	Talavera	S/. 178,044	Ranracancha	S/. 84,188
Haqaira	S/. 227,363	Tumay Huaraca	S/. 47,291	Rocchacc	S/. 52,939
Mara	S/. 120,810	Turpo	S/. 49,458	El Porvenir	S/. 27,034
Challhuahuacho	S/. 193,280	Kaquiabamba	S/. 57,221	Los Chankas	S/. 26,442
		Jose María Arguedas	S/. 38,840		



**Distribución por Provincias**  
(millones de soles)



**Top 10, distribución por distritos**  
(millones de soles)



**Transferencias de Canon Minero en el 2017 (en soles)**

Castilla	S/. 5,420,188	La Unión	S/. 2,210,022	Condesuyos	S/. 3,689,750
Castilla - Aplao	S/. 1,167,633	La Unión - Cotahuasi	S/. 329,576	Condesuyos - Chuquibamba	S/. 423,485
Andagua	S/. 238,502	Alca	S/. 371,454	Andaray	S/. 160,236
Ayo	S/. 93,381	Charcana	S/. 75,906	Cayarani	S/. 702,837
Chachas	S/. 369,790	Huaynacotas	S/. 325,716	Chichas	S/. 150,604
Chilcaymarca	S/. 439,506	Pampamarca	S/. 216,271	Iray	S/. 76,027
Choco	S/. 229,740	Puyca	S/. 514,123	Rio Grande	S/. 415,722
Huancarqui	S/. 193,611	Quechualla	S/. 35,974	Salamanca	S/. 200,852
Machaguay	S/. 87,148	Sayla	S/. 105,041	Yanaquihua	S/. 1,559,987
Orcopampa	S/. 1,002,984	Tauria	S/. 59,380	<b>Islay</b>	<b>S/. 5,087,625</b>
Pampacolca	S/. 331,572	Tomepampa	S/. 57,613	Islay - Mollendo	S/. 1,340,613
Tipan	S/. 42,735	Toro	S/. 118,968	Cocachacra	S/. 1,153,593
Uñon	S/. 105,899			Dean Valdivia	S/. 866,159
Uracá	S/. 930,265			Islay	S/. 843,418
Viraco	S/. 187,423			Mejía	S/. 146,445
				Punta De Bombón	S/. 737,397

Reporte Informativo - **Transferencias de Canon Minero en el 2017**

**Transferencias de Canon Minero en el 2017 (en soles)**

<b>Arequipa</b>	<b>S/. 142,334,339</b>	<b>Caylloma</b>	<b>S/. 18,487,476</b>
Arequipa	S/. 2,034,974	Caylloma - Chivay	S/. 840,412
Alto Selva Alegre	S/. 6,447,170	Achoma	S/. 122,115
Cayma	S/. 7,933,457	Cabanaconde	S/. 332,834
Cerro Colorado	S/. 28,387,524	Callalli	S/. 418,042
Characato	S/. 2,369,158	Caylloma	S/. 1,329,788
Chiguata	S/. 909,774	Coporaque	S/. 251,944
Jacobo Hunter	S/. 3,349,558	Huambo	S/. 85,552
La Joya	S/. 9,039,453	Huanca	S/. 437,675
Mariano Melgar	S/. 4,880,569	Ichupampa	S/. 93,796
Miraflores	S/. 3,382,454	Lari	S/. 188,238
Mollebaya	S/. 652,524	Lluta	S/. 248,894
Paucarpata	S/. 9,869,177	Maca	S/. 118,303
Pocsi	S/. 165,138	Madrigal	S/. 80,631
Polobaya	S/. 459,999	San Antonio De Chuca	S/. 344,545
Quequeña	S/. 369,394	Sibayo	S/. 99,869
Sabandía	S/. 1,131,156	Tapay	S/. 110,612
Sachaca	S/. 3,890,903	Tisco	S/. 288,772
San Juan De Siguan	S/. 567,498	Tuti	S/. 97,204
San Juan De Tarucani	S/. 764,426	Yanque	S/. 321,739
Santa Isabel De Siguan	S/. 467,649	Majes	S/. 12,676,511
Santa Rita De Siguan	S/. 2,000,711	<b>Caravelí</b>	<b>S/. 9,344,711</b>
Socabaya	S/. 8,468,286	Caraveli	S/. 301,759
Tiabaya	S/. 10,791,899	Acari	S/. 685,669
Uchumayo	S/. 9,881,410	Atico	S/. 759,231
Vitor	S/. 998,988	Atiquipa	S/. 267,335
Yanahuara	S/. 1,036,311	Bella Unión	S/. 1,758,736
Yarabamba	S/. 8,101,911	Cahuacho	S/. 196,917
Yura	S/. 10,583,956	Chala	S/. 1,658,693
Jose Luis Bustamante Y Rivero	S/. 3,398,911	Chaparra	S/. 1,497,841
<b>Camana</b>	<b>S/. 7,382,280</b>	Huanuhuanu	S/. 1,111,376
Camana	S/. 914,006	Jaqui	S/. 214,718
Jose Maria Quimper	S/. 660,334	Lomas	S/. 327,208
Mariano Nicolas Valcarcel	S/. 1,439,624	Quicacha	S/. 317,416
Mariscal Cáceres	S/. 1,075,101	Yauca	S/. 247,812
Nicolas De Piérola	S/. 668,691		
Ocoña	S/. 695,661		
Quilca	S/. 118,256		
Samuel Pastor	S/. 1,810,607		



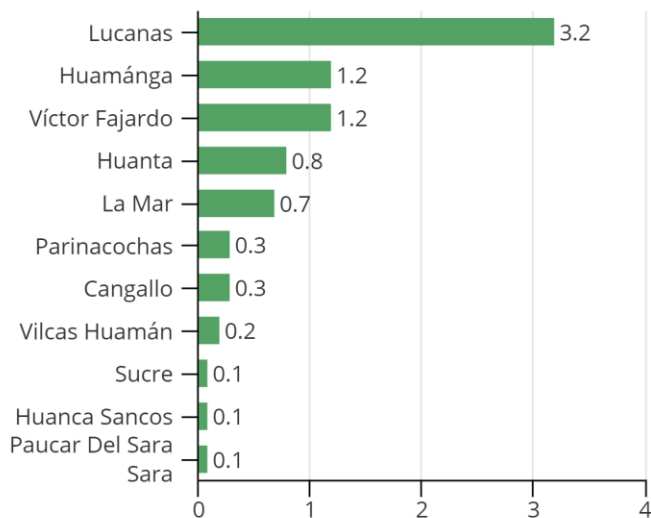


# AYACUCHO

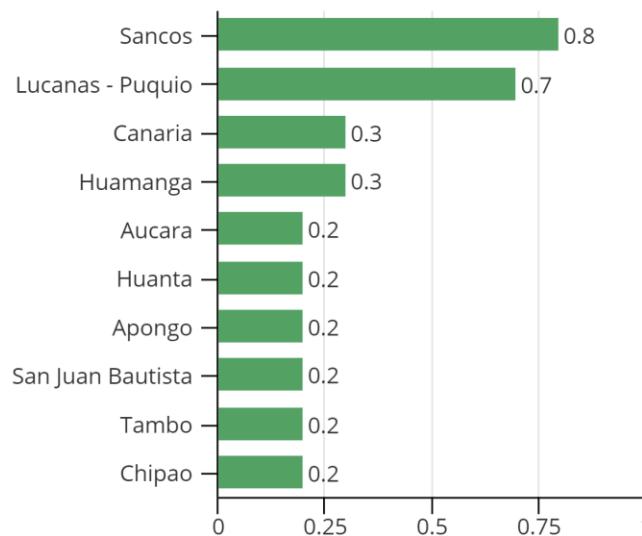
Al Gobierno Regional de Ayacucho S/. 2,703,393  
 A Gobiernos Provinciales y Distritales S/. 8,110,181

 **Total Transferido a Ayacucho** S/. 10,813,575

**Distribución por Provincias**  
(millones de soles)



**Top 10, distribución por distritos**  
(millones de soles)



**Transferencias de Canon Minero en el 2017 (en soles)**

<b>Huanta</b>	<b>S/. 783,342</b>	<b>Parinacochas</b>	<b>S/. 284,719</b>	<b>Paucar Del Sara Sara</b>	<b>S/. 81,270</b>
Huanta	S/. 222,757	Parinacochas - Coracora	S/. 93,341	Paucar Del Sara Sara - Pausa	S/. 13,164
Ayahuanco	S/. 57,877	Chumpi	S/. 22,059	Colta	S/. 9,958
Huamanguilla	S/. 35,850	Coronel Castañeda	S/. 20,203	Corculla	S/. 3,988
Iguain	S/. 23,026	Pacapausa	S/. 28,978	Lampa	S/. 21,090
Luricocha	S/. 41,214	Pullo	S/. 66,197	Marcabamba	S/. 4,104
Santillana	S/. 32,769	Puyusca	S/. 20,194	Oyolo	S/. 10,948
Sivia	S/. 106,152	San Francisco De Rivacayco	S/. 8,092	Pararca	S/. 6,001
Llochegua	S/. 100,283	Upahuacho	S/. 25,655	San Javier De Alpbamba	S/. 3,937
Canayre	S/. 27,222	<b>Huanca Sancos</b>	<b>S/. 83,957</b>	San Jose De Ushua	S/. 1,604
Uchuraccay	S/. 43,832	Huanca Sancos - Sancos	S/. 22,616	Sara Sara	S/. 6,475
Pucacolpa	S/. 77,521	Carapo	S/. 22,806		
Chaca	S/. 14,838	Sacsamarca	S/. 14,684		
		Santiago De Lucanamarca	S/. 23,850		

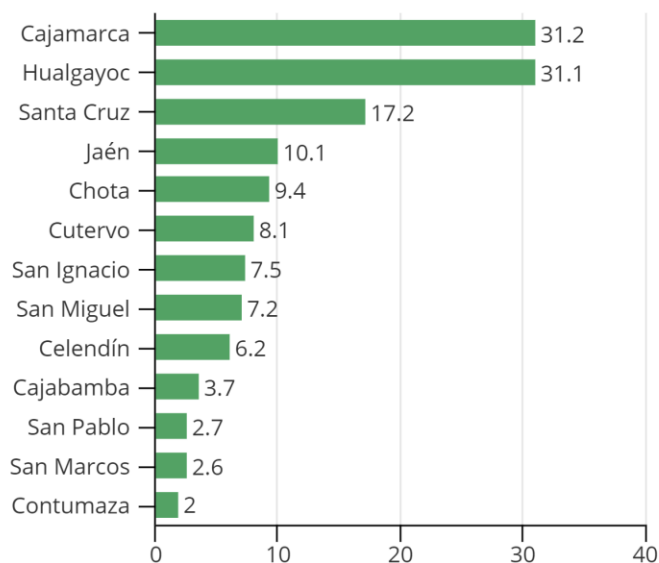
Reporte Informativo - **Transferencias de Canon Minero en el 2017**

**Transferencias de Canon Minero en el 2017 (en soles)**

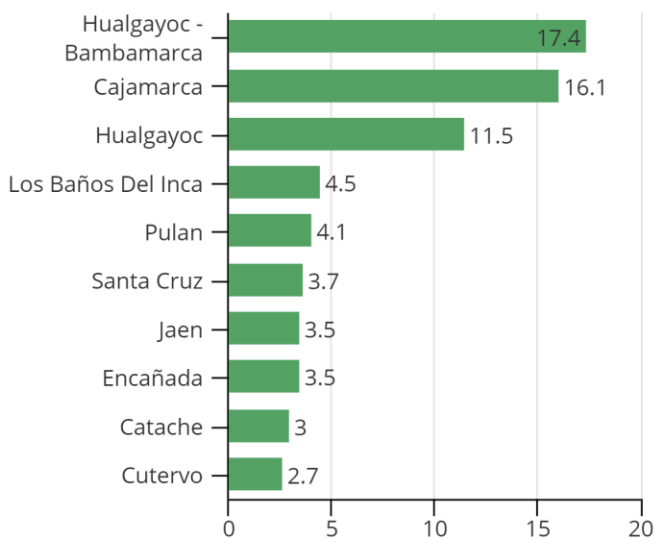
<b>Huamán</b>	<b>S/. 1,246,691</b>	<b>Lucanas</b>	<b>S/. 3,206,262</b>	<b>La Mar</b>	<b>S/. 743,549</b>
Huamanga	S/. 267,488	Lucanas - Puquio	S/. 657,318	La Mar - San Miguel	S/. 63,419
Acocro	S/. 88,509	Aucara	S/. 227,036	Anco	S/. 81,585
Acos Vinchos	S/. 41,078	Cabana	S/. 147,641	Ayna	S/. 93,718
Carmen Alto	S/. 61,972	Carmen Salcedo	S/. 82,075	Chilcas	S/. 23,553
Chiara	S/. 55,090	Chaviña	S/. 67,657	Chungui	S/. 47,355
Ocros	S/. 45,466	Chipao	S/. 161,629	Luis Carranza	S/. 7,183
Pacaicasa	S/. 23,460	Huac - Huas	S/. 95,950	Santa Rosa	S/. 99,085
Quinua	S/. 54,363	Laramate	S/. 46,530	Tambo	S/. 176,559
San Jose De Ticllas	S/. 22,544	Leoncio Prado	S/. 60,415	Samugari	S/. 85,931
San Juan Bautista	S/. 179,156	Llauta	S/. 35,432	Anchihuay	S/. 48,538
Santiago De Pischa	S/. 13,558	Lucanas	S/. 158,033	Oronccoy	S/. 16,624
Socos	S/. 59,990	Ocaña	S/. 132,562	<b>Sucre</b>	<b>S/. 87,524</b>
Tambillo	S/. 28,957	Otoca	S/. 133,583	Sucre - Querobamba	S/. 12,365
Vinchos	S/. 142,862	Saisa	S/. 36,704	Belén	S/. 6,547
Jesus Nazareno	S/. 59,556	San Cristóbal	S/. 96,212	Chalcos	S/. 4,792
Andres Avelino Cáceres Dorregaray	S/. 102,642	San Juan	S/. 58,748	Chilcayoc	S/. 4,682
<b>Victor Fajardo</b>	<b>S/. 1,175,098</b>	San Pedro	S/. 133,250	Huacaña	S/. 6,218
Victor Fajardo - Huancapi	S/. 33,550	San Pedro De Palco	S/. 55,840	Morcolla	S/. 9,079
Alcamenca	S/. 116,517	Sancos	S/. 757,810	Paico	S/. 7,497
Apongo	S/. 213,793	Santa Ana De Huaycahuacho	S/. 29,485	San Pedro De Larcay	S/. 6,568
Asquipata	S/. 16,130	Santa Lucia	S/. 32,354	San Salvador De Quije	S/. 12,218
Canaria	S/. 286,391	<b>Vilcas Huamán</b>	<b>S/. 167,416</b>	Santiago De Paucaray	S/. 6,490
Cayara	S/. 32,609	Vilcas Huaman	S/. 56,615	Soras	S/. 11,067
Colca	S/. 31,278	Accomarca	S/. 7,742	<b>Cangallo</b>	<b>S/. 250,353</b>
Huamanquiquia	S/. 53,657	Carhuanca	S/. 8,832	Cangallo	S/. 43,241
Huancaraylla	S/. 58,817	Concepción	S/. 23,084	Chuschi	S/. 60,724
Hualla	S/. 111,347	Huambalpa	S/. 14,558	Los Morochucos	S/. 74,003
Sarhua	S/. 98,625	Independencia	S/. 13,934	Maria Parado De Bellido	S/. 13,258
Vilcanchos	S/. 122,383	Saurama	S/. 10,883	Paras	S/. 32,208
		Vischongo	S/. 31,768	Totos	S/. 26,919



**Distribución por Provincias**  
(millones de soles)



**Top 10, distribución por distritos**  
(millones de soles)



**Transferencias de Canon Minero en el 2017 (en soles)**

<b>Cajamarca</b>	<b>S/. 31,153,515</b>	<b>Cutervo</b>	<b>S/. 8,131,471</b>
Cajamarca	S/. 16,120,065	Cutervo	S/. 2,749,933
Asunción	S/. 1,197,789	Callayuc	S/. 701,155
Chetilla	S/. 479,481	Choros	S/. 207,124
Cospan	S/. 964,321	Cujillo	S/. 146,493
Encañada	S/. 3,516,694	La Ramada	S/. 298,476
Jesus	S/. 1,242,702	Pimpingos	S/. 408,277
Llacanora	S/. 379,477	Querocotillo	S/. 1,231,029
Los Baños Del Inca	S/. 4,493,510	San Andres De Cutervo	S/. 264,281
Magdalena	S/. 883,699	San Juan De Cutervo	S/. 150,787
Matara	S/. 246,130	San Luis De Lucma	S/. 239,137
Namora	S/. 1,155,953	Santa Cruz	S/. 204,024
San Juan	S/. 473,694	Santo Domingo De La Capilla	S/. 336,261
		Santo Tomas	S/. 545,828
		Socota	S/. 588,561
		Toribio Casanova	S/. 60,104

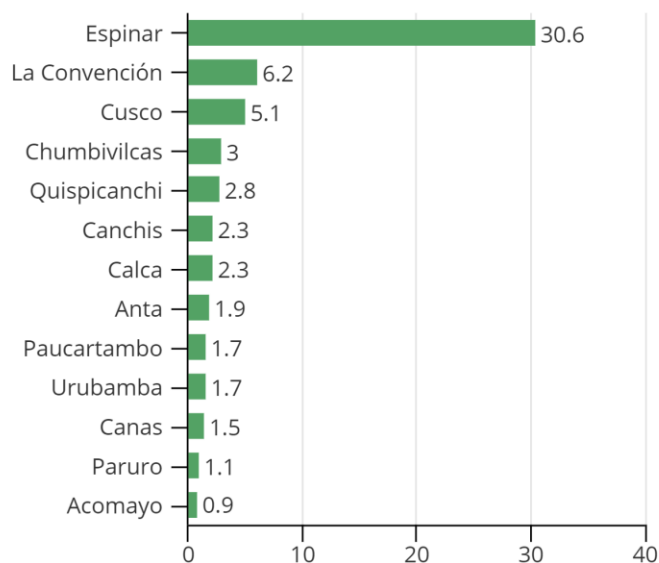
Reporte Informativo - Transferencias de Canon Minero en el 2017

Transferencias de Canon Minero en el 2017 (en soles)

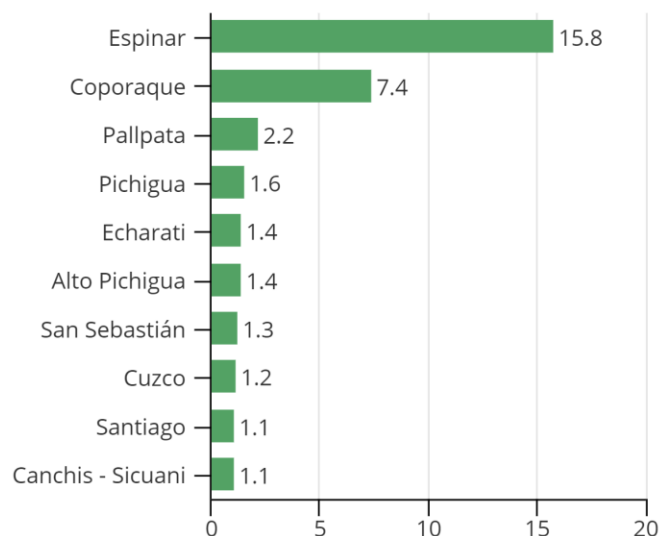
<b>San Miguel</b>	<b>S/. 7,195,217</b>	<b>Contumaza</b>	<b>S/. 1,995,834</b>	<b>Chota</b>	<b>S/. 9,380,606</b>
San Miguel	S/. 1,590,419	Contumaza	S/. 467,658	Chota	S/. 2,283,176
Bolívar	S/. 170,053	Chilete	S/. 113,352	Anguía	S/. 326,047
Calquis	S/. 585,643	Cupisnique	S/. 80,348	Chadin	S/. 262,943
Catilluc	S/. 1,334,077	Guzmango	S/. 262,554	Chiguirip	S/. 206,665
El Prado	S/. 138,357	San Benito	S/. 331,067	Chimban	S/. 223,861
La Florida	S/. 217,344	Santa Cruz De Toledo	S/. 66,997	Choropampa	S/. 149,789
Llapa	S/. 610,914	Tantarica	S/. 254,682	Cochabamba	S/. 440,249
Nanchoc	S/. 145,164	Yonan	S/. 419,178	Conchan	S/. 470,224
Niepos	S/. 591,797	<b>Santa Cruz</b>	<b>S/. 17,169,820</b>	Huambos	S/. 705,201
San Gregorio	S/. 240,989	Santa Cruz	S/. 3,714,889	Lajas	S/. 736,818
San Silvestre De Cochán	S/. 550,759	Andabamba	S/. 450,854	Llama	S/. 461,783
Tongod	S/. 571,434	Catache	S/. 3,010,120	Miracosta	S/. 281,294
Unión Agua Blanca	S/. 448,269	Chancaybaños	S/. 1,216,453	Paccha	S/. 226,379
<b>Cajabamba</b>	<b>S/. 3,687,274</b>	La Esperanza	S/. 783,644	Pion	S/. 119,212
Cajabamba	S/. 1,140,520	Ninabamba	S/. 1,818,798	Querocoto	S/. 483,337
Cachachi	S/. 1,498,097	Pulan	S/. 4,090,827	San Juan De Licupis	S/. 67,390
Condebamba	S/. 560,347	Saucepampa	S/. 558,539	Tacabamba	S/. 1,228,614
Sitacocha	S/. 488,310	Sexi	S/. 195,770	Tocmoche	S/. 41,924
<b>Celendín</b>	<b>S/. 6,206,718</b>	Uticyacu	S/. 426,852	Chalamarca	S/. 665,699
Celendín	S/. 1,250,015	Yauyucan	S/. 903,075	<b>Hualgayoc</b>	<b>S/. 31,127,892</b>
Chumuch	S/. 246,225	<b>San Ignacio</b>	<b>S/. 7,476,888</b>	Hualgayoc - Bambamarca	S/. 17,435,366
Cortegana	S/. 712,755	San Ignacio	S/. 1,514,369	Chugur	S/. 2,207,870
Huasmin	S/. 1,159,161	Chirinos	S/. 936,340	Hualgayoc	S/. 11,484,656
Jorge Chavez	S/. 43,104	Huarango	S/. 1,211,713	<b>Jaén</b>	<b>S/. 10,087,996</b>
Jose Gálvez	S/. 130,888	La Coipa	S/. 901,532	Jaen	S/. 3,517,306
Miguel Iglesias	S/. 352,302	Namballe	S/. 523,183	Bellavista	S/. 748,251
Oxamarca	S/. 588,259	San Jose De Lourdes	S/. 1,219,781	Chontali	S/. 690,737
Sorochuco	S/. 651,859	Tabaconas	S/. 1,169,970	Colasay	S/. 688,046
Sucre	S/. 342,717	<b>San Marcos</b>	<b>S/. 2,591,028</b>	Huabal	S/. 503,854
Utco	S/. 75,920	San Marcos - Pedro Gálvez	S/. 721,735	Las Pirias	S/. 196,595
La Libertad De Pallan	S/. 653,513	Chancay	S/. 149,260	Pomahuaca	S/. 766,765
<b>San Pablo</b>	<b>S/. 2,692,467</b>	Eduardo Villanueva	S/. 87,215	Pucara	S/. 564,381
San Pablo	S/. 1,235,523	Gregorio Pita	S/. 405,324	Sallique	S/. 647,404
San Bernardino	S/. 476,544	Ichocan	S/. 59,801	San Felipe	S/. 473,767
San Luis	S/. 135,657	Jose Manuel Quiroz	S/. 200,182	San Jose Del Alto	S/. 542,184
Tumbaden	S/. 844,742	Jose Sabogal	S/. 967,511	Santa Rosa	S/. 748,706



**Distribución por Provincias**  
(millones de soles)



**Top 10, distribución por distritos**  
(millones de soles)



**Transferencias de Canon Minero en el 2017 (en soles)**

<b>La Convención</b>	<b>S/. 6,226,399</b>	<b>Acomayo</b>	<b>S/. 862,056</b>	<b>Calca</b>	<b>S/. 2,262,182</b>
La Convención - Santa Ana	S/. 598,796	Acomayo	S/. 178,511	Calca	S/. 545,478
Echarati	S/. 1,449,978	Acopia	S/. 49,708	Coya	S/. 127,665
Huayopata	S/. 124,473	Acos	S/. 74,276	Lamay	S/. 161,117
Maranura	S/. 250,199	Mosoc Llacta	S/. 87,790	Lares	S/. 280,585
Ocobamba	S/. 277,820	Pomacanchi	S/. 287,786	Pisac	S/. 296,767
Quellouno	S/. 712,947	Rondocan	S/. 74,382	San Salvador	S/. 203,170
Quimbiri	S/. 618,612	Sangarara	S/. 109,604	Taray	S/. 190,305
Santa Teresa	S/. 266,828	<b>Urubamba</b>	<b>S/. 1,678,784</b>	Yanatile	S/. 457,096
Vilcabamba	S/. 570,478	Urubamba	S/. 529,722	<b>Paucartambo</b>	<b>S/. 1,731,492</b>
Pichari	S/. 742,040	Chincheru	S/. 319,459	Paucartambo	S/. 450,913
Villa Virgen	S/. 53,396	Huayllabamba	S/. 129,865	Caicay	S/. 94,743
Inkawasi	S/. 119,187	Machupicchu	S/. 97,282	Challabamba	S/. 428,878
Villa Kintiarina	S/. 90,499	Maras	S/. 205,525	Colquepata	S/. 361,964
Megantoni	S/. 351,145	Ollantaytambo	S/. 360,582	Huancarani	S/. 206,753
		Yucay	S/. 36,349	Kosñipata	S/. 188,241

Reporte Informativo - **Transferencias de Canon Minero en el 2017**

**Transferencias de Canon Minero en el 2017 (en soles)**

<b>Quispicanchi</b>	<b>S/. 2,776,133</b>	<b>Cusco</b>	<b>S/. 5,121,901</b>
Quispicanchis - Urcos	S/. 205,221	Cuzco	S/. 1,203,147
Andahuaylillas	S/. 138,653	Ccorcca	S/. 101,673
Camanti	S/. 89,524	Poroy	S/. 293,085
Ccarhuayo	S/. 131,679	San Jerónimo	S/. 685,260
Ccatca	S/. 543,373	San Sebastián	S/. 1,337,519
Cusipata	S/. 175,075	Santiago	S/. 1,121,906
Huaro	S/. 116,695	Saylla	S/. 113,475
Lucre	S/. 135,860	Wanchaq	S/. 265,836
Marcapata	S/. 183,367	<b>Espinar</b>	<b>S/. 30,637,174</b>
Ocongate	S/. 549,073	Espinar	S/. 15,823,335
Oropesa	S/. 156,131	Condorama	S/. 611,754
Quiquijana	S/. 351,481	Coporaque	S/. 7,414,321
<b>Canas</b>	<b>S/. 1,460,743</b>	Ocoruro	S/. 675,935
Canas - Yanaoca	S/. 337,893	Pallpata	S/. 2,209,220
Checca	S/. 259,256	Pichigua	S/. 1,555,899
Kunturkanki	S/. 227,808	Suyckutambo	S/. 991,716
Langui	S/. 82,035	Alto Pichigua	S/. 1,354,995
Layo	S/. 215,010	<b>Anta</b>	<b>S/. 1,852,756</b>
Pampamarca	S/. 75,274	Anta	S/. 490,317
Quehue	S/. 139,659	Ancahuasi	S/. 245,001
Tupac Amaru	S/. 123,809	Cachimayo	S/. 59,578
<b>Chumbivilcas</b>	<b>S/. 3,026,292</b>	Chinchaypujio	S/. 154,122
Chumbivilcas - Santo Tomas	S/. 894,217	Huarocondo	S/. 197,497
Capacmarca	S/. 193,949	Limatambo	S/. 406,827
Chamaca	S/. 338,639	Mollepata	S/. 83,922
Colquemarca	S/. 257,003	Pucyura	S/. 114,833
Livitaca	S/. 547,560	Zurite	S/. 100,659
Llusco	S/. 297,098	<b>Paruro</b>	<b>S/. 1,064,265</b>
Quiñota	S/. 164,373	Paruro	S/. 86,717
Velille	S/. 333,453	Accha	S/. 145,001
<b>Canchis</b>	<b>S/. 2,278,911</b>	Ccapi	S/. 130,773
Canchis - Sicuani	S/. 1,088,461	Colcha	S/. 45,513
Checacupe	S/. 148,169	Huanoquite	S/. 189,458
Combapata	S/. 129,977	Omacha	S/. 286,855
Marangani	S/. 316,681	Paccarectambo	S/. 64,911
Pitumarca	S/. 249,985	Pillpinto	S/. 37,281
San Pablo	S/. 140,549	Yaurisque	S/. 77,755
San Pedro	S/. 78,075		
Tinta	S/. 127,014		

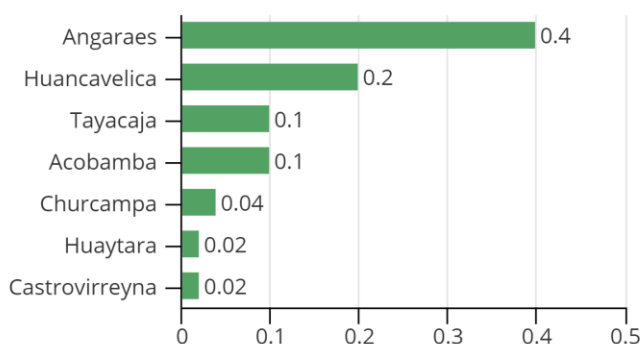


# HUANCAVELICA

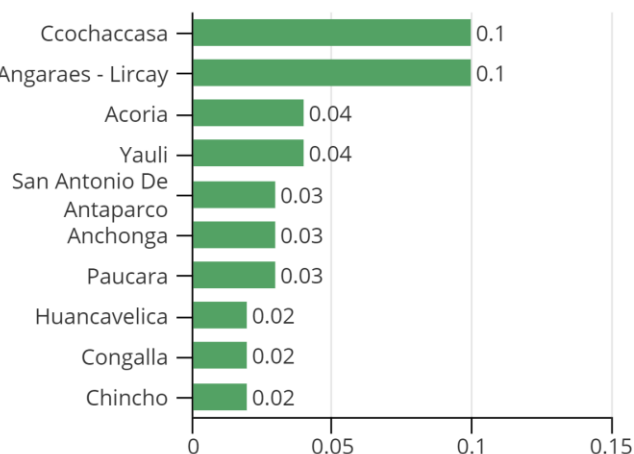
Al Gobierno Regional de Huancavelica S/. 245,048  
A Gobiernos Provinciales y Distritales S/. 735,142

 **Total Transferido a Huancavelica S/. 980,190**

**Distribución por Provincias**  
(millones de soles)



**Top 10, distribución por distritos**  
(millones de soles)



**Transferencias de Canon Minero en el 2017 (en soles)**

<b>Huancavelica</b>	<b>S/. 154,892</b>	<b>Angaraes</b>	<b>S/. 354,592</b>	<b>Tayacaja</b>	<b>S/. 87,635</b>
Huancavelica	S/. 23,509	Angaraes - Lircay	S/. 97,307	Tayacaja - Pampas	S/. 3,638
Acobambilla	S/. 5,207	Anchonga	S/. 33,441	Acostambo	S/. 3,424
Acoria	S/. 38,314	Callanmarca	S/. 2,790	Acraquia	S/. 4,508
Conayca	S/. 1,357	Cochaccasa	S/. 97,414	Ahuaycha	S/. 5,043
Cuenca	S/. 2,174	Chincho	S/. 16,796	Colcabamba	S/. 10,981
Huachocolpa	S/. 13,812	Congalla	S/. 19,560	Daniel Hernandez	S/. 7,739
Huayllahuara	S/. 802	Huanca Huanca	S/. 8,159	Huachocolpa	S/. 5,883
Izcuchaca	S/. 700	Huayllay Grande	S/. 10,598	Huaribamba	S/. 3,901
Laria	S/. 1,618	Julcamarca	S/. 5,815	Ñahuimpuquio	S/. 1,691
Manta	S/. 2,100	San Antonio De Antaparco	S/. 33,575	Pazos	S/. 3,852
Mariscal Cáceres	S/. 1,184	Santo Tomas De Pata	S/. 12,961	Quishuar	S/. 693
Moya	S/. 2,552	Secclla	S/. 16,176	Salcabamba	S/. 4,117
Nuevo Occoro	S/. 2,875	<b>Acobamba</b>	<b>S/. 65,156</b>	Salcahuasi	S/. 2,681
Palca	S/. 3,296	Acobamba	S/. 6,919	San Marcos Rocchac	S/. 2,292
Pilchaca	S/. 493	Andabamba	S/. 5,187	Surcubamba	S/. 4,421
Vilca	S/. 3,413	Anta	S/. 8,677	Tintay Puncu	S/. 8,235
Yauli	S/. 36,995	Caja	S/. 2,185	Quichuas	S/. 3,689
Huando	S/. 7,497	Marcas	S/. 2,122	Andaymarca	S/. 2,041
Ascensión	S/. 6,994	Paucara	S/. 29,962	Pichos	S/. 3,090
<b>Huaytara</b>	<b>S/. 19,267</b>	Pomacocha	S/. 3,285	Roble	S/. 4,002
Huaytara	S/. 1,043	Rosario	S/. 6,821	Santiago De Tucuma	S/. 1,713
Ayavi	S/. 529	<b>Castrovirreyna</b>	<b>S/. 16,327</b>	<b>Churcampa</b>	<b>S/. 37,273</b>
Cordova	S/. 2,309	Castrovirreyna	S/. 2,562	Churcampa	S/. 4,040
Huayacundo Arma	S/. 290	Arma	S/. 1,195	Anco	S/. 5,896
Laramarca	S/. 685	Aurahua	S/. 2,045	Chinchihuasi	S/. 3,061
Ocoyo	S/. 2,148	Capillas	S/. 1,284	El Carmen	S/. 2,379
Pilpichaca	S/. 3,388	Chupamarca	S/. 1,111	La Merced	S/. 1,476
Querco	S/. 928	Cocas	S/. 825	Locroja	S/. 3,012
Quito Arma	S/. 691	Huachos	S/. 1,496	Paucarbamba	S/. 6,582
San Antonio De Cusicancha	S/. 1,510	Huamatambo	S/. 341	San Miguel De Mayocc	S/. 781
San Francisco De Sangayaico	S/. 492	Mollepampa	S/. 1,486	San Pedro De Coris	S/. 3,805
San Isidro - Huirpachanca	S/. 1,048	San Juan	S/. 396	Pachamarca	S/. 2,618
Santiago De Chocorvos	S/. 2,492	Santa Ana	S/. 1,971	Cosme	S/. 3,623
Santiago De Quirahuara	S/. 562	Tantara	S/. 472		
Santo Domingo De Capillas	S/. 878	Ticrapo	S/. 1,141		
Tambo	S/. 276				



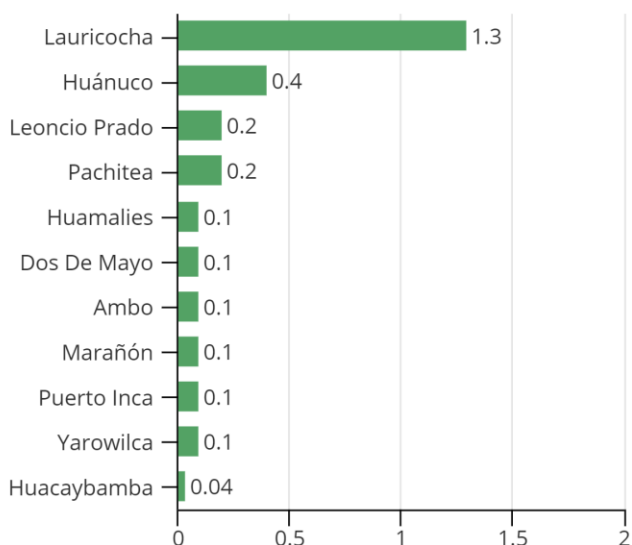
# HUÁNUCO

Al Gobierno Regional de Huánuco S/. 907,783  
 A Gobiernos Provinciales y Distritales S/. 2,723,351

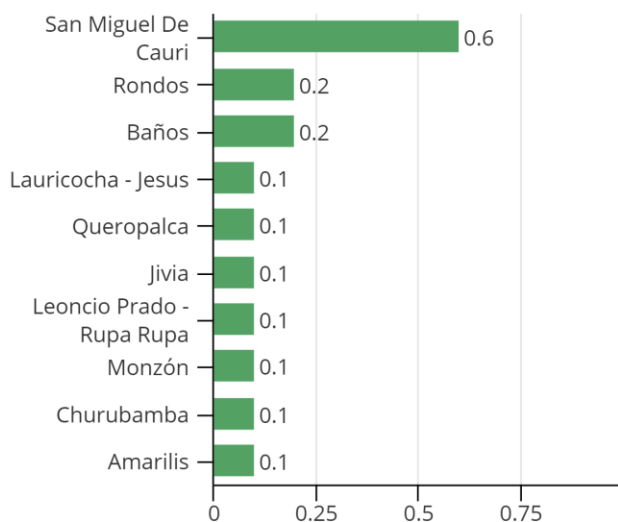
➔

**Total Transferido a Huánuco** **S/. 3,631,135**

**Distribución por Provincias**  
(millones de soles)



**Top 10, distribución por distritos**  
(millones de soles)



**Transferencias de Canon Minero en el 2017 (en soles)**

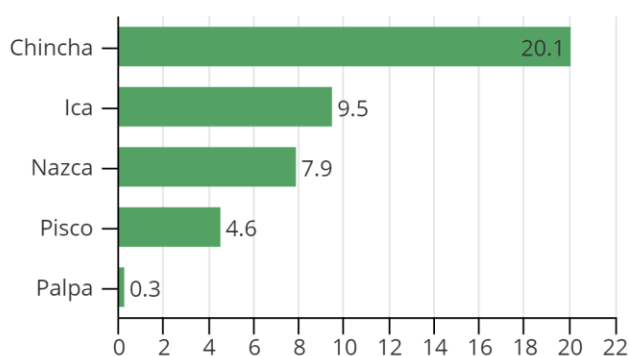
<b>Huánuco</b>	<b>S/. 391,341</b>	<b>Ambo</b>	<b>S/. 118,247</b>	<b>Huamalies</b>	<b>S/. 145,627</b>
Huánuco	S/. 53,627	Ambo	S/. 37,240	Huamalies - Llata	S/. 23,253
Amarilis	S/. 60,499	Cayna	S/. 6,516	Arancay	S/. 2,798
Chinchao	S/. 27,574	Colpas	S/. 5,191	Chavín De Pariarca	S/. 5,946
Churubamba	S/. 62,019	Conchamarca	S/. 12,468	Jacas Grande	S/. 12,999
Margos	S/. 21,320	Huacar	S/. 16,570	Jircan	S/. 7,138
Quisqui	S/. 16,023	San Francisco	S/. 7,032	Miraflores	S/. 6,044
San Francisco De Cayran	S/. 11,474	San Rafael	S/. 25,142	Monzón	S/. 63,311
San Pedro De Chaulan	S/. 17,636	Tomay Kichwa	S/. 8,087	Punchao	S/. 3,752
Santa Maria Del Valle	S/. 42,363	<b>Pachitea</b>	<b>S/. 155,708</b>	Puños	S/. 9,047
Yarumayo	S/. 5,161	Pachitea - Pano	S/. 48,406	Singa	S/. 5,535
Pillco Marca	S/. 35,972	Chaglla	S/. 28,346	Tantamayo	S/. 5,804
Yacus	S/. 13,956	Molinos	S/. 33,649	<b>Dos De Mayo</b>	<b>S/. 139,738</b>
San Pablo De Pillao	S/. 23,718	Umari	S/. 45,307	Dos De Mayo - La Unión	S/. 9,957
<b>Leoncio Prado</b>	<b>S/. 222,085</b>	<b>Lauricocha</b>	<b>S/. 1,304,450</b>	Chuquis	S/. 15,080
Leoncio Prado - Rupa Rupa	S/. 66,302	Lauricocha - Jesus	S/. 125,872	Mariás	S/. 39,363
Daniel Alomia Robles	S/. 16,159	Baños	S/. 174,036	Pachas	S/. 31,342
Hermilio Valdizan	S/. 8,666	Jivia	S/. 78,270	Quivilla	S/. 7,021
Crespo Y Castillo	S/. 34,033	Queropalca	S/. 82,019	Ripan	S/. 15,608
Luyando	S/. 20,323	Rondos	S/. 193,286	Shunqui	S/. 6,241
Mariano Dámaso Beraun	S/. 19,415	San Francisco De Asís	S/. 42,551	Sillapata	S/. 5,759
Castillo Grande	S/. 27,129	San Miguel De Cauri	S/. 608,417	Yanas	S/. 9,368
Pucayacu	S/. 10,167	<b>Huacaybamba</b>	<b>S/. 40,210</b>	<b>Yarowilca</b>	<b>S/. 59,227</b>
Pueblo Nuevo	S/. 11,921	Huacaybamba	S/. 14,253	Yarowilca - Chavinillo	S/. 12,480
Santo Domingo De Anda	S/. 7,970	Canchabamba	S/. 6,190	Cahuac	S/. 9,530
<b>Puerto Inca</b>	<b>S/. 68,517</b>	Cochabamba	S/. 7,213	Chacabamba	S/. 7,152
Puerto Inca	S/. 16,211	Pinra	S/. 12,555	Aparicio Pomares	S/. 11,796
Codo De Pozuzo	S/. 14,374	<b>Marañón</b>	<b>S/. 72,095</b>	Jacas Chico	S/. 4,247
Honoría	S/. 13,777	Marañón - Huacrachuco	S/. 34,358	Obas	S/. 10,393
Tournavista	S/. 9,904	Cholón	S/. 22,623	Pampamarca	S/. 3,628
Yuyapichis	S/. 14,251	San Buenaventura	S/. 5,972	Choras	S/. 6,107
		La Morada	S/. 4,054		
		Santa Rosa De Alto Yanajanca	S/. 5,088		



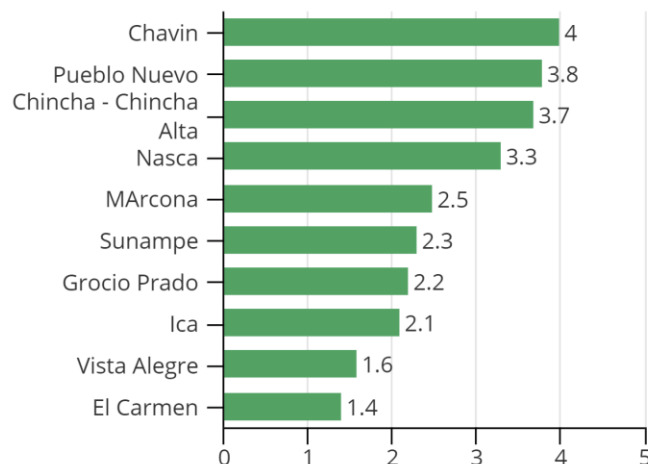
## Reporte Informativo - Transferencias de Canon Minero en el 2017



**Distribución por Provincias**  
(millones de soles)



**Top 10, distribución por distritos**  
(millones de soles)



### Transferencias de Canon Minero en el 2017 (en soles)

Ica	S/. 15,701,790	Chincha	S/. 31,729,364	Palpa	S/. 491,308
Ica	S/. 3,404,113	Chincha - Chincha Alta	S/. 5,839,975	Palpa	S/. 240,287
Tinguiña	S/. 1,014,302	Alto Laran	S/. 1,193,881	Llipata	S/. 80,067
Los Aquijes	S/. 1,569,105	Chavín	S/. 6,123,097	Rio Grande	S/. 110,392
Ocucaje	S/. 323,145	Chincha Baja	S/. 1,842,188	Santa Cruz	S/. 37,388
Pachacutec	S/. 468,741	El Carmen	S/. 2,295,606	Tibillo	S/. 23,175
Parcona	S/. 1,933,115	Grocio Prado	S/. 3,574,998	<b>Pisco</b>	<b>S/. 7,640,428</b>
Pueblo Nuevo	S/. 289,046	Pueblo Nuevo	S/. 6,058,660	Pisco	S/. 2,141,401
Salas	S/. 1,697,445	San Juan De Yanac	S/. 53,514	Huancano	S/. 139,390
San Jose De Los Molinos	S/. 488,549	San Pedro De Huacarpana	S/. 253,662	Humay	S/. 486,348
San Juan Bautista	S/. 721,462	Sunampe	S/. 3,708,391	Independencia	S/. 1,120,034
Santiago	S/. 1,892,537	Tambo De Mora	S/. 785,391	Paracas	S/. 572,792
Subtanjalla	S/. 1,432,080	<b>Nazca</b>	<b>S/. 14,371,356</b>	San Andres	S/. 593,149
Tate	S/. 377,557	Nasca	S/. 5,935,913	San Clemente	S/. 1,468,334
Yauca Del Rosario	S/. 90,594	Changuillo	S/. 401,115	Túpac Amaru Inca	S/. 1,118,980
		El Ingenio	S/. 558,496		
		Marcona	S/. 4,629,381		
		Vista Alegre	S/. 2,846,452		

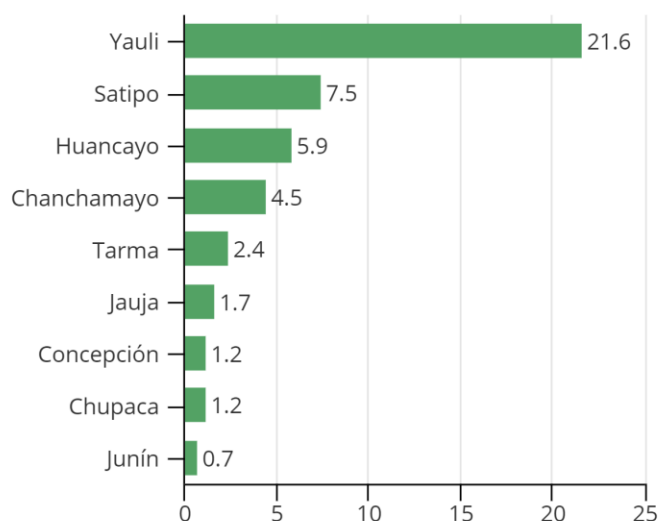


# JUNÍN

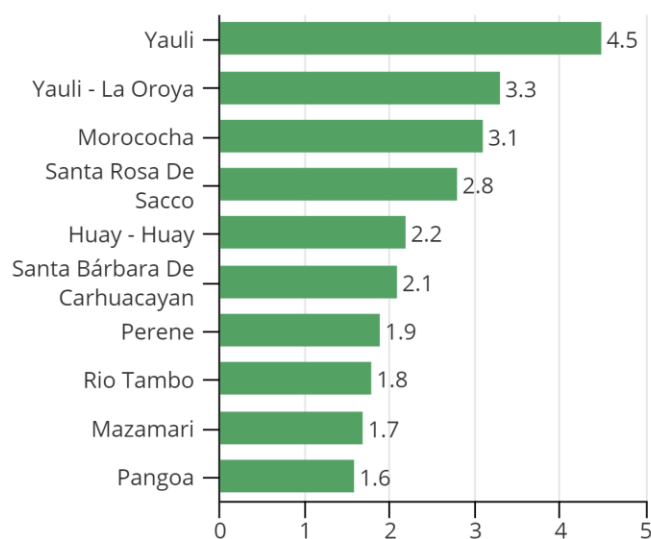
Al Gobierno Regional de Junín S/. 15,598,297  
A Gobiernos Provinciales y Distritales S/. 46,787,561

**Total Transferido a Junín S/. 62,385,859**

**Distribución por Provincias**  
(millones de soles)



**Top 10, distribución por distritos**  
(millones de soles)



**Transferencias de Canon Minero en el 2017 (en soles)**

<b>Tarma</b>	<b>S/. 2,443,259</b>	<b>Satipo</b>	<b>S/. 7,480,938</b>	<b>Chupaca</b>	<b>S/. 1,192,817</b>
Tarma	S/. 646,115	Satipo	S/. 880,086	Chupaca	S/. 442,262
Acobamba	S/. 251,752	Coviriali	S/. 172,860	Ahuac	S/. 121,298
Huaricolca	S/. 102,780	Llaylla	S/. 187,582	Chongos Bajo	S/. 113,354
Huasahuasi	S/. 389,680	Mazamari	S/. 1,665,864	Huachac	S/. 85,975
La Unión	S/. 220,777	Pampa Hermosa	S/. 308,623	Huamancaca Chico	S/. 122,200
Palca	S/. 123,326	Pangoa	S/. 1,589,948	San Juan De Iscos	S/. 62,047
Palcamayo	S/. 333,238	Rio Negro	S/. 798,868	San Juan De Jarpa	S/. 103,242
San Pedro De Cajas	S/. 197,499	Rio Tambo	S/. 1,772,643	Tres De Diciembre	S/. 53,693
Tapo	S/. 178,091	Vizcatan Del Ene	S/. 104,464	Yanacancha	S/. 88,747

Reporte Informativo - Transferencias de Canon Minero en el 2017

Transferencias de Canon Minero en el 2017 (en soles)

<b>Huancayo</b>	<b>S/. 5,892,631</b>	<b>Jauja</b>	<b>S/. 1,738,745</b>	<b>Chanchamayo</b>	<b>S/. 4,467,968</b>
Huancayo	S/. 840,015	Jauja	S/. 112,354	Chanchamayo	S/. 341,790
Carhuacallanga	S/. 41,163	Acolla	S/. 212,429	Perene	S/. 1,914,670
Chacapampa	S/. 19,820	Apata	S/. 86,056	Pichanaqui	S/. 1,506,628
Chicche	S/. 23,513	Ataura	S/. 30,416	San Luis De Shuaro	S/. 181,738
Chilca	S/. 830,501	Canchayllo	S/. 49,042	San Ramón	S/. 485,418
Chongos Alto	S/. 52,272	Curicaca	S/. 58,477	Vitoc	S/. 37,724
Chupuro	S/. 34,290	El Mantaro	S/. 75,292	<b>Yauli</b>	<b>S/. 21,648,442</b>
Colca	S/. 58,018	Huamali	S/. 52,236	Yauli - La Oroya	S/. 3,310,324
Cullhuas	S/. 64,451	Huaripampa	S/. 9,828	Chacapalpa	S/. 450,502
El Tambo	S/. 1,071,137	Huertas	S/. 44,653	Huay - Huay	S/. 2,249,812
Huacrapuquio	S/. 36,057	Janjaillo	S/. 20,185	Marcapomacocha	S/. 1,140,860
Hualhuas	S/. 89,455	Julcan	S/. 19,886	Morococha	S/. 3,136,905
Huancan	S/. 489,217	Leonor Ordoñez	S/. 43,862	Paccha	S/. 579,449
Huasicancha	S/. 24,643	Llollapampa	S/. 29,164	Santa Bárbara De Carhuacayan	S/. 2,129,506
Huayucachi	S/. 193,847	Marco	S/. 47,147	Santa Rosa De Sacco	S/. 2,772,345
Ingenio	S/. 66,738	Masma	S/. 51,654	Suitucancha	S/. 1,343,753
Pariahuanca	S/. 159,763	Masma Chicche	S/. 22,454	Yauli	S/. 4,534,986
Pilcomayo	S/. 399,623	Molinos	S/. 42,384	<b>Concepción</b>	<b>S/. 1,203,046</b>
Pucara	S/. 126,332	Monobamba	S/. 30,842	Concepción	S/. 143,508
Quichuay	S/. 27,171	Muqui	S/. 22,656	Aco	S/. 37,796
Quilcas	S/. 119,345	Muquiyauyo	S/. 29,819	Andamarca	S/. 134,636
San Agustín	S/. 282,181	Paca	S/. 29,221	Chambara	S/. 86,288
San Jerónimo De Tunan	S/. 129,671	Paccha	S/. 53,456	Cochas	S/. 30,191
Saño	S/. 60,897	Pancan	S/. 31,653	Comas	S/. 181,158
Sapallanga	S/. 273,235	Parco	S/. 34,158	Heroínas Toledo	S/. 35,727
Sicaya	S/. 139,675	Pomacancha	S/. 51,141	Manzanares	S/. 38,852
Santo Domingo De Acobamba	S/. 188,369	Ricran	S/. 46,344	Mariscal Castilla	S/. 49,445
Viques	S/. 51,233	San Lorenzo	S/. 59,371	Matahuasi	S/. 105,853
<b>Junín</b>	<b>S/. 719,716</b>	San Pedro De Chunan	S/. 20,225	Mito	S/. 28,637
Junín	S/. 275,171	Sausa	S/. 45,685	Nueve De Julio	S/. 28,333
Carhuamayo	S/. 224,364	Sincos	S/. 119,857	Orcotuna	S/. 88,278
Ondores	S/. 51,905	Tunan Marca	S/. 34,374	San Jose De Quero	S/. 169,886
Ulcumayo	S/. 168,276	Yauli	S/. 35,060	Santa Rosa De Ocopa	S/. 44,458
		Yauyos	S/. 87,363		

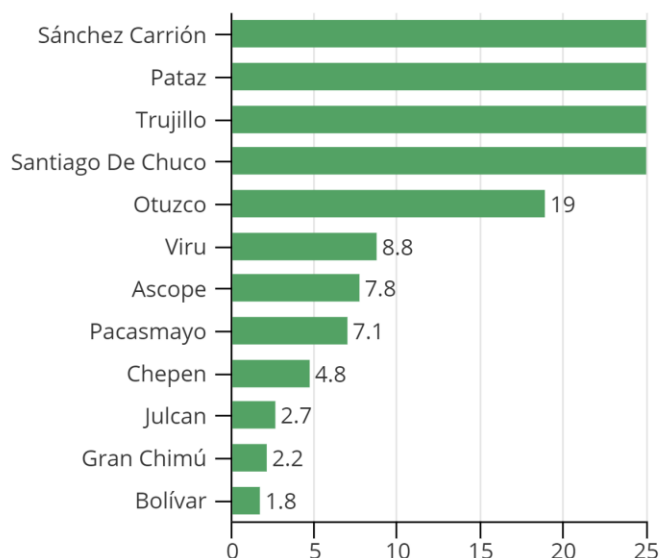


# LA LIBERTAD

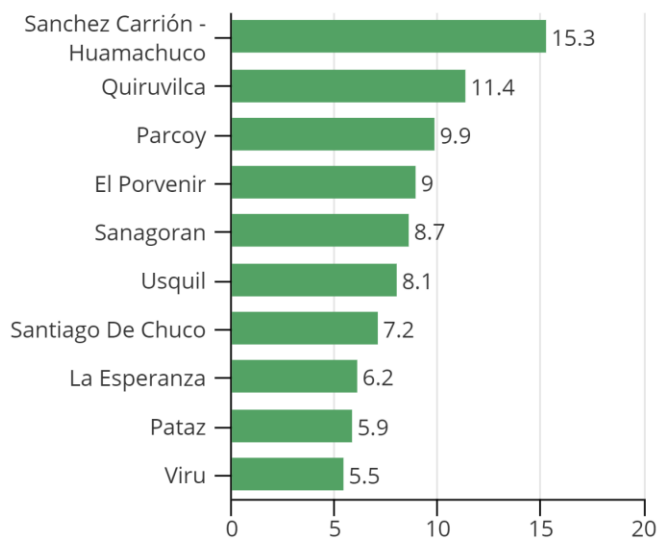
Al Gobierno Regional de La Libertad      S/. 62,745,799  
A Gobiernos Provinciales y Distritales      S/. 192,210,698

 **Total Transferido a La Libertad**      S/. 254,956,497

**Distribución por Provincias**  
(millones de soles)



**Top 10, distribución por distritos**  
(millones de soles)



**Transferencias de Canon Minero en el 2017 (en soles)**

<b>Trujillo</b>	<b>S/. 31,060,703</b>	<b>Otuzco</b>	<b>S/. 19,042,921</b>
Trujillo	S/. 4,750,156	Otuzco	S/. 4,243,810
El Porvenir	S/. 8,990,982	Agallpampa	S/. 1,729,127
Florencia De Mora	S/. 839,585	Charat	S/. 550,194
Huanchaco	S/. 4,836,040	Huaranchal	S/. 814,369
La Esperanza	S/. 6,155,500	La Cuesta	S/. 118,291
Laredo	S/. 985,463	Mache	S/. 615,156
Moche	S/. 1,613,445	Paranday	S/. 99,782
Poroto	S/. 136,155	Salpo	S/. 1,033,378
Salaverry	S/. 1,082,649	Sinsicap	S/. 1,739,984
Simbal	S/. 218,718	Usquil	S/. 8,098,830
Victor Larco Herrera	S/. 1,452,011		

Reporte Informativo - **Transferencias de Canon Minero en el 2017**

**Transferencias de Canon Minero en el 2017 (en soles)**

<b>Pataz</b>	<b>S/. 35,620,563</b>	<b>Pacasmayo</b>	<b>S/. 7,087,781</b>
Pataz - Tayabamba	S/. 4,203,524	Pacasmayo - San Pedro De Lloc	S/. 975,053
Buldibuyo	S/. 1,306,429	Guadalupe	S/. 3,407,656
Chillia	S/. 4,980,707	Jequetepeque	S/. 213,906
Huancaspata	S/. 2,043,978	Pacasmayo	S/. 1,373,144
Huaylillas	S/. 1,164,408	San Jose	S/. 1,118,021
Huayo	S/. 1,987,108	<b>Sánchez Carrión</b>	<b>S/. 41,780,715</b>
Ongon	S/. 570,464	Sanchez Carrión - Huamachuco	S/. 15,313,197
Parcoy	S/. 9,941,660	Chugay	S/. 4,858,374
Pataz	S/. 5,897,854	Cochorco	S/. 2,139,704
Pías	S/. 1,049,780	Curgos	S/. 1,934,407
Santiago De Challas	S/. 791,340	Marcabal	S/. 3,813,794
Taurija	S/. 961,990	Sanagoran	S/. 8,723,595
Urpay	S/. 721,321	Sarín	S/. 2,245,023
<b>Ascope</b>	<b>S/. 7,751,544</b>	Sartimbamba	S/. 2,752,621
Ascope	S/. 303,473	<b>Santiago De Chuco</b>	<b>S/. 29,587,205</b>
Chicama	S/. 610,373	Santiago De Chuco	S/. 7,182,853
Chocope	S/. 395,520	Angasmарca	S/. 2,602,557
Magdalena De Cao	S/. 108,911	Cachicadan	S/. 3,067,727
Paijan	S/. 1,587,089	Mollebamba	S/. 1,005,616
Razuri	S/. 561,088	Mollepata	S/. 1,160,499
Santiago De Cao	S/. 1,778,523	Quiruvilca	S/. 11,367,377
Casa Grande	S/. 2,406,568	Santa Cruz De Chuca	S/. 1,162,597
<b>Viru</b>	<b>S/. 8,836,964</b>	Sitabamba	S/. 2,037,979
Viru	S/. 5,453,264	<b>Gran Chimú</b>	<b>S/. 2,190,728</b>
Chao	S/. 2,775,763	Gran Chimú - Cascas	S/. 771,213
Guadalupito	S/. 607,938	Lucma	S/. 628,254
<b>Chepen</b>	<b>S/. 4,821,531</b>	Marmot	S/. 158,312
Chepen	S/. 2,155,086	Sayapullo	S/. 632,949
Pacanga	S/. 1,748,890	<b>Bolívar</b>	<b>S/. 1,754,511</b>
Pueblo Nuevo	S/. 917,554	Bolívar	S/. 503,725
<b>Julcan</b>	<b>S/. 2,675,532</b>	Bambamarca	S/. 415,359
Julcan	S/. 994,599	Condormarca	S/. 268,916
Calamarca	S/. 499,370	Longotea	S/. 225,149
Carabamba	S/. 515,330	Uchumarca	S/. 287,330
Huaso	S/. 666,233	Ucuncha	S/. 54,032

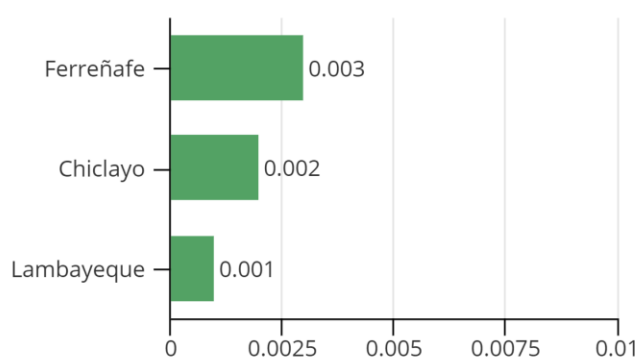


# LAMBAYEQUE

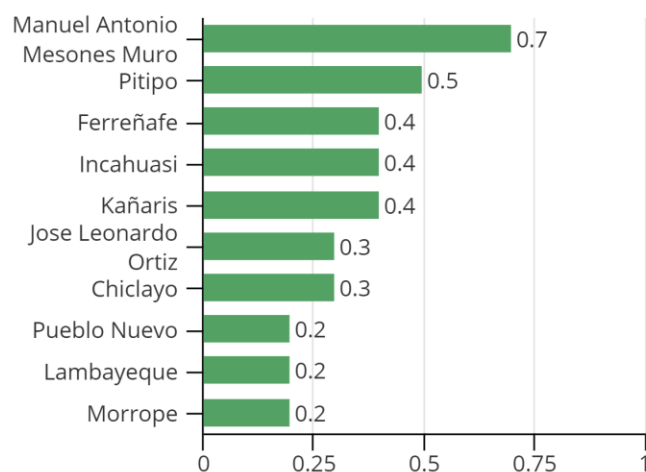
Al Gobierno Regional de Lambayeque S/. 1,680  
A Gobiernos Provinciales y Distritales S/. 5,041

 **Total Transferido a Lambayeque S/. 6,721**

**Distribución por Provincias**  
(miles de soles)



**Top 10, distribución por distritos**  
(miles de soles)

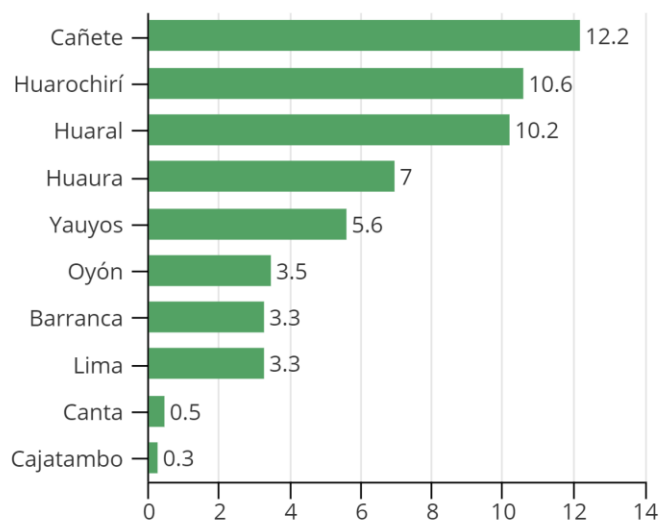


**Transferencias de Canon Minero en el 2017 (en soles)**

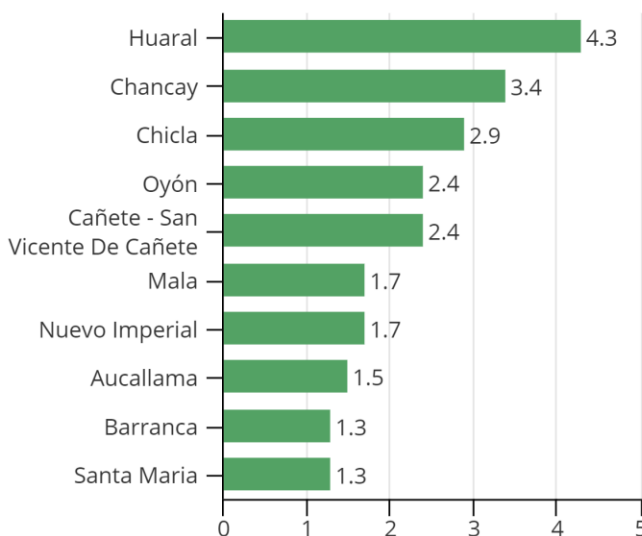
<b>Chiclayo</b>	<b>S/. 1,599</b>	<b>Ferreñafe</b>	<b>S/. 2,547</b>
Chiclayo	S/. 286	Ferreñafe	S/. 415
Chongoyape	S/. 53	Kañaris	S/. 361
Eten	S/. 21	Incahuasi	S/. 378
Eten Puerto	S/. 3	Manuel Antonio Mesones Muro	S/. 737
Jose Leonardo Ortiz	S/. 288	Pitipo	S/. 477
La Victoria	S/. 123	Pueblo Nuevo	S/. 180
Lagunas	S/. 33	<b>Lambayeque</b>	<b>S/. 894</b>
Monsefu	S/. 82	Lambayeque	S/. 173
Nueva Arica	S/. 9	Chochope	S/. 4
Oyotun	S/. 36	Illimo	S/. 29
Picsi	S/. 25	Jayanca	S/. 50
Pimentel	S/. 108	Mochumi	S/. 59
Reque	S/. 43	Morrope	S/. 171
Santa Rosa	S/. 35	Motupe	S/. 70
Zaña	S/. 44	Olmos	S/. 141
Cayalti	S/. 34	Pacora	S/. 18
Patapo	S/. 85	Salas	S/. 55
Pomalca	S/. 114	San Jose	S/. 44
Pucala	S/. 40	Tucume	S/. 80
Tuman	S/. 134		



**Distribución por Provincias**  
(millones de soles)



**Top 10, distribución por distritos**  
(millones de soles)



**Transferencias de Canon Minero en el 2017 (en soles)**

<b>Huaral</b>	<b>S/. 10,231,629</b>	<b>Cañete</b>	<b>S/. 12,198,427</b>
Huaral	S/. 4,326,310	Cañete - San Vicente De Cañete	S/. 2,356,254
Atavillos Alto	S/. 43,546	Asia	S/. 679,185
Atavillos Bajo	S/. 70,424	Calango	S/. 328,296
Aucallama	S/. 1,507,576	Cerro Azul	S/. 359,384
Chancay	S/. 3,394,746	Chilca	S/. 974,293
Ihuari	S/. 184,823	Coayllo	S/. 291,825
Lampian	S/. 22,756	Imperial	S/. 1,270,037
Pacaraos	S/. 237,268	Lunahuana	S/. 312,834
San Miguel De Acos	S/. 36,656	Mala	S/. 1,674,642
Santa Cruz De Andamarca	S/. 307,372	Nuevo Imperial	S/. 1,672,419
Sumbilca	S/. 74,816	Pacaran	S/. 82,378
Veintisiete De Noviembre	S/. 25,336	Quilmana	S/. 909,709
<b>Barranca</b>	<b>S/. 3,349,409</b>	San Antonio	S/. 153,832
Barranca	S/. 1,306,618	San Luis	S/. 668,841
Paramonga	S/. 445,119	Santa Cruz De Flores	S/. 323,167
Pativilca	S/. 535,083	Zuñiga	S/. 141,330
Supe	S/. 797,473		
Supe Puerto	S/. 265,116		

Reporte Informativo - Transferencias de Canon Minero en el 2017

Transferencias de Canon Minero en el 2017 (en soles)

<b>Lima</b>	<b>S/. 3,276,335</b>	<b>Huachirí</b>	<b>S/. 10,568,842</b>	<b>Huaura</b>	<b>S/. 7,038,316</b>
Lima	S/. 44,147	Huachirí - Matucana	S/. 274,960	Huaura	S/. 1,077,207
Ancón	S/. 20,660	Antioquia	S/. 137,760	Ambar	S/. 163,878
Ate - Vitarte	S/. 273,363	Callahuanca	S/. 265,233	Caleta De Carquin	S/. 231,281
Barranco	S/. 3,149	Carampoma	S/. 210,897	Checra	S/. 114,207
Breña	S/. 7,542	Chicla	S/. 2,863,514	Hualmay	S/. 381,235
Carabaylo	S/. 199,304	De San Jose De Los Chorrillos - Cuenca	S/. 59,213	Huaura	S/. 989,545
Chaclacayo	S/. 11,634	Huachupampa	S/. 354,064	Leoncio Prado	S/. 117,881
Chorrillos	S/. 106,258	Huanza	S/. 223,344	Paccho	S/. 119,099
Cieneguilla	S/. 46,965	Huachirí	S/. 183,079	Santa Leonor	S/. 290,237
Comas	S/. 117,398	Lahuaytambo	S/. 97,992	Santa Maria	S/. 1,282,335
El Agustino	S/. 33,901	Langa	S/. 100,017	Sayán	S/. 1,031,344
Independencia	S/. 46,581	San Pedro De Laraos	S/. 366,577	Vegueta	S/. 1,240,067
Jesus Maria	S/. 6,184	Mariatana	S/. 198,513	<b>Yauyos</b>	<b>S/. 5,606,076</b>
La Molina	S/. 17,570	Ricardo Palma	S/. 400,277	Yauyos	S/. 490,195
La Victoria	S/. 22,170	San Andres De Tupicocha	S/. 169,743	Alis	S/. 609,843
Lince	S/. 5,208	San Antonio	S/. 889,523	Ayauca	S/. 394,451
Los Olivos	S/. 46,863	San Bartolomé	S/. 243,902	Ayaviri	S/. 84,242
Lurigancho (Chosica)	S/. 194,913	San Damián	S/. 139,242	Azángaro	S/. 73,199
Lurín	S/. 106,092	San Juan De Iris	S/. 275,182	Cacra	S/. 58,433
Magdalena Del Mar	S/. 4,906	San Juan De Tantaranche	S/. 68,251	Carania	S/. 64,985
Pueblo Libre	S/. 6,074	San Lorenzo De Quinti	S/. 139,919	Catahuasi	S/. 146,938
Miraflores	S/. 7,496	San Mateo	S/. 328,899	Chocos	S/. 197,752
Pachacamac	S/. 139,605	San Mateo De Otao	S/. 176,300	Cochas	S/. 71,189
Pucusana	S/. 12,795	Casta	S/. 187,523	Colonia	S/. 221,507
Puente Piedra	S/. 313,629	San Pedro De Huancayre	S/. 37,301	Hongos	S/. 66,732
Punta Hermosa	S/. 8,621	Sangallaya	S/. 83,968	Huampara	S/. 14,437
Punta Negra	S/. 9,127	Santa Cruz De Cocachacra	S/. 149,298	Huancaya	S/. 229,967
Rímac	S/. 33,532	Santa Eulalia	S/. 939,326	Huangascar	S/. 94,507
San Bartolo	S/. 8,609	Santiago De Anchucaya	S/. 68,171	Huantan	S/. 176,773
San Borja	S/. 8,872	Santiago De Tuna	S/. 110,524	Huañec	S/. 54,294
San Isidro	S/. 4,177	Santo Domingo De Los Olleros	S/. 652,041	Laraos	S/. 521,307
San Juan De Lurigancho	S/. 356,545	Surco	S/. 174,289	Lincha	S/. 166,131
San Juan De Miraflores	S/. 90,920	<b>Canta</b>	<b>S/. 549,584</b>	Madean	S/. 127,583
San Luis	S/. 6,649	Canta	S/. 66,489	Miraflores	S/. 56,110
San Martin De Porres	S/. 183,797	Arahuay	S/. 29,781	Omas	S/. 77,073
San Miguel	S/. 12,108	Huamantanga	S/. 54,671	Putinza	S/. 84,026
Santa Anita	S/. 33,508	Huaros	S/. 28,261	Quinchis	S/. 119,248
Santa María Del Mar	S/. 979	Lachaqui	S/. 38,156	Quinocay	S/. 77,242
Santa Rosa	S/. 13,739	San Buenaventura	S/. 20,471	San Joaquín	S/. 40,569
Santiago De Surco	S/. 39,738	Santa Rosa De Quives	S/. 311,757	San Pedro De Pilas	S/. 43,343
Surquillo	S/. 9,546	<b>Oyón</b>	<b>S/. 3,514,651</b>	Tanta	S/. 60,826
Villa El Salvador	S/. 153,938	Oyón	S/. 2,407,434	Tauripampa	S/. 68,721
Villa Maria Del Triunfo	S/. 507,525	Andajes	S/. 143,155	Tomas	S/. 593,262
<b>Cajatambo</b>	<b>S/. 349,967</b>	Caujul	S/. 115,237	Tupe	S/. 126,113
Cajatambo	S/. 80,738	Cocharmarca	S/. 290,951	Viñac	S/. 280,659
Copa	S/. 42,641	Navan	S/. 185,947	Vitis	S/. 114,422
Gorgor	S/. 139,058	Pachangara	S/. 371,926		
Huancapon	S/. 47,644				
Manas	S/. 39,886				





# MADRE DE DIOS

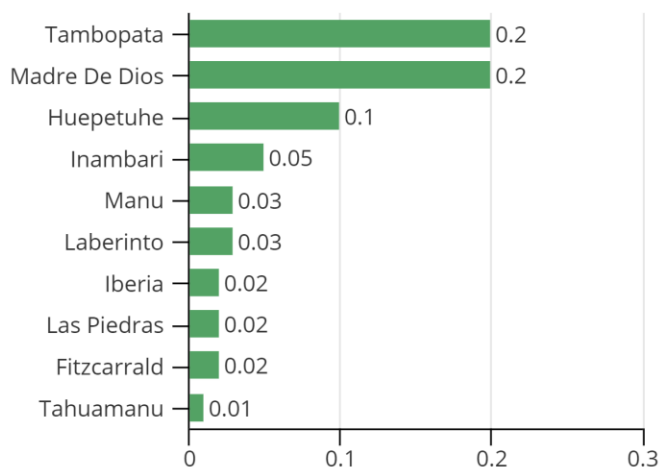
Al Gobierno Regional de Madre de Dios S/. 221,143  
A Gobiernos Provinciales y Distritales S/. 663,428

**Total Transferido a Madre de Dios S/. 884,570**

**Distribución por Provincias**  
(millones de soles)



**Top 10, distribución por distritos**  
(millones de soles)

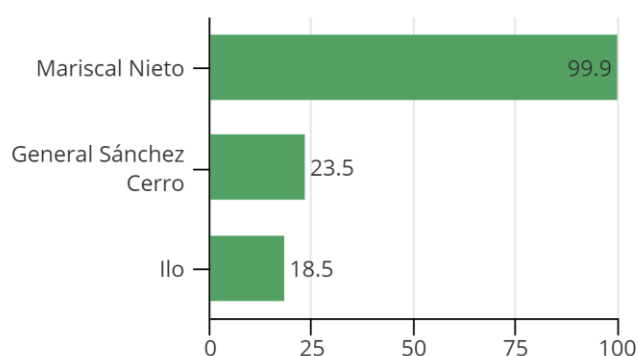


**Transferencias de Canon Minero en el 2017 (en soles)**

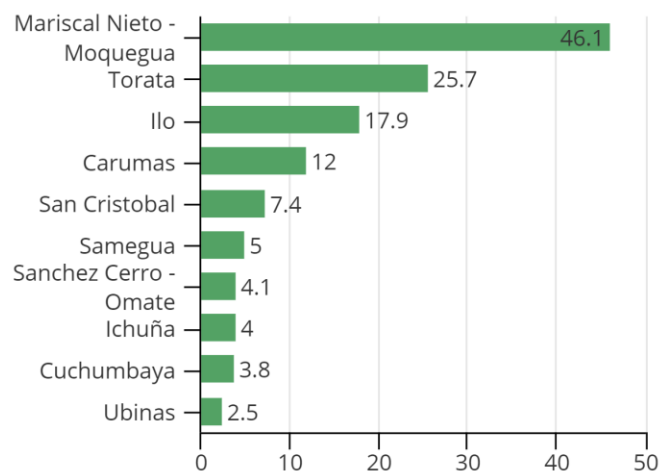
<b>Tambopata</b>	<b>S/. 314,606</b>
Tambopata	S/. 219,855
Inambari	S/. 46,063
Las Piedras	S/. 22,185
Laberinto	S/. 26,503
<b>Manu</b>	<b>S/. 309,297</b>
Manu	S/. 32,631
Fitzcarrald	S/. 16,200
Madre De Dios	S/. 152,839
Huepetuhe	S/. 107,627
<b>Tahuamanu</b>	<b>S/. 39,525</b>
Tahuamanu - Iñapari	S/. 3,772
Iberia	S/. 24,015
Tahuamanu	S/. 11,738



**Distribución por Provincias**  
(millones de soles)




**Top 10, distribución por distritos**  
(millones de soles)

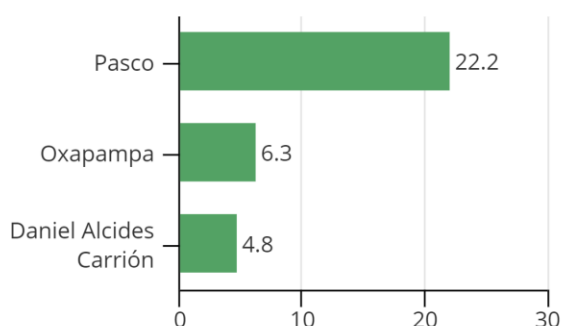


**Transferencias de Canon Minero en el 2017 (en soles)**

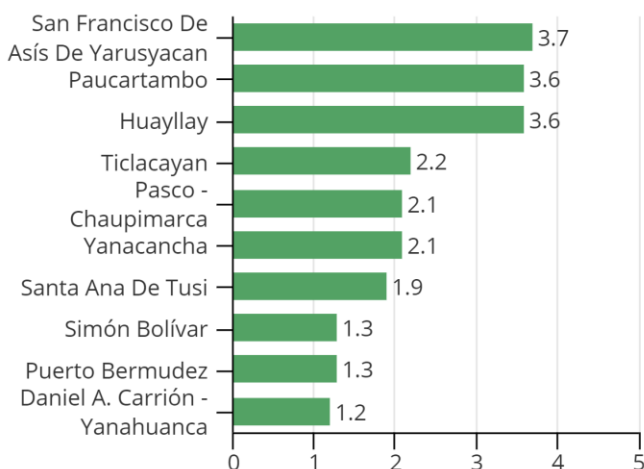
<b>Mariscal Nieto</b>	<b>S/. 46,177,381</b>
Mariscal Nieto - Moquegua	S/. 21,364,074
Carumas	S/. 5,959,367
Cuchumbaya	S/. 1,760,999
Samegua	S/. 2,273,441
San Cristóbal	S/. 3,421,446
Torata	S/. 11,398,053
<b>General Sánchez Cerro</b>	<b>S/. 10,855,562</b>
Sanchez Cerro - Omate	S/. 1,874,510
Chojata	S/. 1,082,443
Coalaque	S/. 448,559
Ichuña	S/. 1,865,790
La Capilla	S/. 942,045
Lloque	S/. 847,870
Matalaque	S/. 397,285
Puquina	S/. 944,100
Quinistaquillas	S/. 304,820
Ubinas	S/. 1,126,675
Yunga	S/. 1,021,466
<b>Ilo</b>	<b>S/. 8,510,512</b>
Ilo	S/. 8,241,865
El Algarrobal	S/. 135,018
Pacocha	S/. 133,628



**Distribución por Provincias**  
(millones de soles)




**Top 10, distribución por distritos**  
(millones de soles)



**Transferencias de Canon Minero en el 2017 (en soles)**

<b>Pasco</b>	<b>S/. 22,189,126</b>	<b>Daniel Alcides Carrión</b>	<b>S/. 4,768,750</b>
Pasco - Chaupimarca	S/. 2,147,696	Daniel A. Carrión - Yanahuanca	S/. 1,208,326
Huachon	S/. 766,402	Chacayan	S/. 399,976
Huariaca	S/. 728,668	Goyllarisquizga	S/. 377,839
Huayllay	S/. 3,570,429	Paucar	S/. 154,188
Ninacaca	S/. 529,650	San Pedro De Pillao	S/. 168,527
Pallanchacra	S/. 811,372	Santa Ana De Tusi	S/. 1,945,870
Paucartambo	S/. 3,605,227	Tapuc	S/. 374,531
San Francisco De Asís De Yarusyacan	S/. 3,679,183	Vilcabamba	S/. 139,494
Simón Bolívar	S/. 1,281,426	<b>Oxapampa</b>	<b>S/. 6,272,757</b>
Ticsacayan	S/. 2,175,589	Oxapampa	S/. 1,012,298
Tinyahuarco	S/. 489,702	Chontabamba	S/. 218,569
Vicco	S/. 347,337	Huancabamba	S/. 347,240
Yanacancha	S/. 2,056,446	Palcazu	S/. 793,035
		Pozuzo	S/. 679,448
		Puerto Bermudez	S/. 1,267,992
		Villa Rica	S/. 1,101,943
		Constitución	S/. 852,233



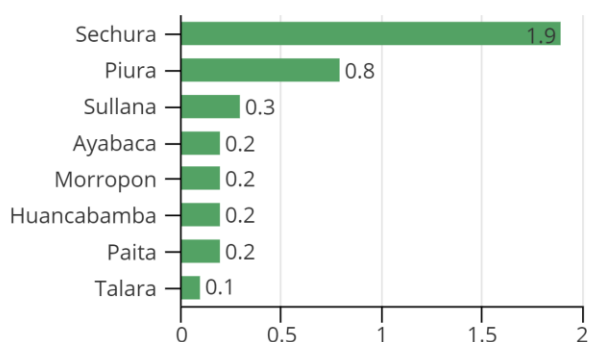
# PIURA

Al Gobierno Regional de Arequipa S/. 1,301,206  
A Gobiernos Provinciales y Distritales S/. 3,903,618

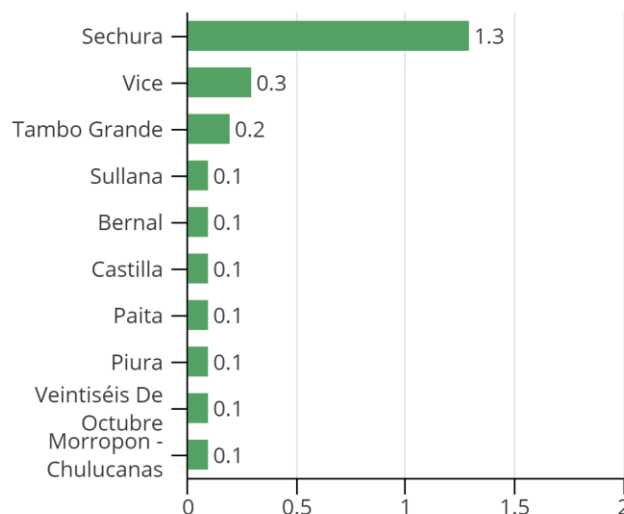
➔

**Total Transferido a Arequipa** S/. 5,204,824

**Distribución por Provincias**  
(millones de soles)




**Top 10, distribución por distritos**  
(millones de soles)

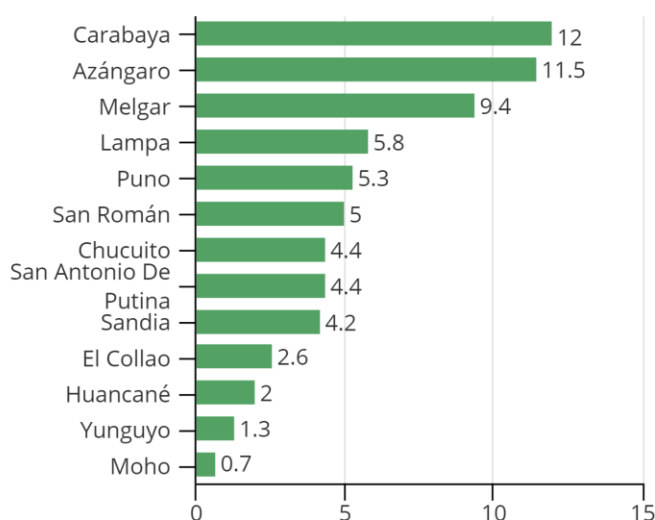


**Transferencias de Canon Minero en el 2017 (en soles)**

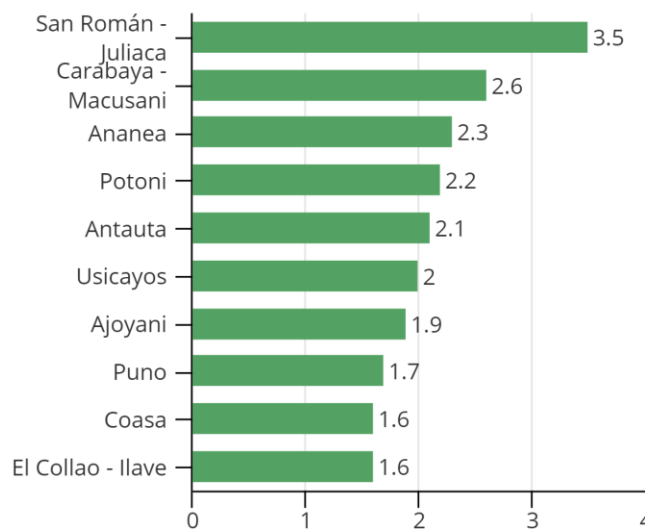
<b>Piura</b>	<b>S/. 789,506</b>	<b>Huancabamba</b>	<b>S/. 196,762</b>	<b>Morropón</b>	<b>S/. 203,402</b>
Piura	S/. 103,813	Huancabamba	S/. 44,031	Morropón - Chulucanas	S/. 95,293
Castilla	S/. 109,681	Canchaque	S/. 9,432	Buenos Aires	S/. 9,503
Catacaos	S/. 92,757	El Carmen De La Frontera	S/. 22,513	Chalaco	S/. 11,951
Cura Mori	S/. 30,754	Huarmaca	S/. 67,604	La Matanza	S/. 19,845
El Tallan	S/. 8,756	Lalaquiz	S/. 7,848	Morropón	S/. 14,767
La Arena	S/. 57,401	San Miguel De El Faique	S/. 14,627	Salitral	S/. 13,487
La Unión	S/. 56,254	Sondor	S/. 12,426	San Juan De Bigote	S/. 10,118
Las Lomas	S/. 44,310	Sondorillo	S/. 18,281	Santa Catalina De Mossa	S/. 5,611
Tambo Grande	S/. 185,984	<b>Sullana</b>	<b>S/. 323,140</b>	Santo Domingo	S/. 7,585
Veintiséis De Octubre	S/. 99,794	Sullana	S/. 143,482	Yamango	S/. 15,244
<b>Ayabaca</b>	<b>S/. 223,022</b>	Bellavista	S/. 29,493	<b>Sechura</b>	<b>S/. 1,913,950</b>
Ayabaca	S/. 59,362	Ignacio Escudero	S/. 30,539	Sechura	S/. 1,297,458
Frías	S/. 37,961	Lancones	S/. 22,075	Bellavista De La Unión	S/. 59,928
Jilili	S/. 4,600	Marcavelica	S/. 42,221	Bernal	S/. 136,045
Lagunas	S/. 12,455	Miguel Checa	S/. 14,167	Cristo Nos Valga	S/. 77,272
Montero	S/. 10,913	Querecotillo	S/. 33,174	Vice	S/. 295,770
Pacaipampa	S/. 41,084	Salitral	S/. 7,989	Rinconada Llicuar	S/. 47,476
Paimas	S/. 17,134	<b>Paita</b>	<b>S/. 159,858</b>	<b>Talara</b>	<b>S/. 93,979</b>
Sapillica	S/. 20,211	Paita	S/. 104,040	Talara - Pariñas	S/. 55,027
Sicchez	S/. 3,075	Amotape	S/. 4,268	El Alto	S/. 11,816
Suyo	S/. 16,229	El Arenal	S/. 1,367	La Brea	S/. 7,152
		Colan	S/. 16,945	Lobitos	S/. 1,681
		La Huaca	S/. 18,840	Los Órganos	S/. 6,574
		Tamarindo	S/. 6,226	Mancora	S/. 11,728
		Vichayal	S/. 8,171		



**Distribución por Provincias**  
(millones de soles)



**Top 10, distribución por distritos**  
(millones de soles)



**Transferencias de Canon Minero en el 2017 (en soles)**

Puno	S/. 5,265,600	Azángaro	S/. 11,541,500
Puno	S/. 1,721,648	Azángaro	S/. 1,615,745
Acora	S/. 887,434	Achaya	S/. 367,586
Amantani	S/. 156,738	Arapa	S/. 557,682
Atuncolla	S/. 235,149	Asillo	S/. 1,283,594
Capachica	S/. 358,288	Caminaca	S/. 282,010
Chucuito	S/. 192,181	Chupa	S/. 1,049,151
Coata	S/. 285,469	Jose Domingo Choquehuanca	S/. 431,252
Huata	S/. 379,533	Muñani	S/. 541,372
Mañazo	S/. 134,479	Potoni	S/. 2,171,909
Paucarcolla	S/. 180,382	Samán	S/. 1,131,686
Pichacani	S/. 166,815	San Antón	S/. 657,083
Plateria	S/. 264,071	San Jose	S/. 444,887
San Antonio	S/. 138,425	San Juan De Salinas	S/. 349,325
Tiquillaca	S/. 57,669	Santiago De Pupuja	S/. 424,663
Vilque	S/. 107,321	Tirapata	S/. 233,554

Reporte Informativo - Transferencias de Canon Minero en el 2017

**Transferencias de Canon Minero en el 2017 (en soles)**

<b>Huancané</b>	<b>S/. 2,001,996</b>	<b>San Antonio De Putina</b>	<b>S/. 4,357,525</b>
Huancané	S/. 436,423	San Antonio De Putina	S/. 1,480,476
Cojata	S/. 151,587	Ananea	S/. 2,344,604
Huatasani	S/. 165,195	Pedro Vilca Apaza	S/. 158,261
Inchupalla	S/. 105,748	Quilcapuncu	S/. 283,858
Pusi	S/. 219,756	Sina	S/. 90,326
Rosaspata	S/. 174,195	<b>San Román</b>	<b>S/. 5,011,543</b>
Taraco	S/. 477,248	San Román - Juliaca	S/. 3,540,790
Vilque Chico	S/. 271,844	Cabana	S/. 145,587
<b>Lampa</b>	<b>S/. 5,799,492</b>	Cabanillas	S/. 128,263
Lampa	S/. 971,397	Caracoto	S/. 221,375
Cabanilla	S/. 484,497	San Miguel	S/. 975,528
Calapuja	S/. 142,473	<b>Sandia</b>	<b>S/. 4,200,820</b>
Nicasio	S/. 258,897	Sandia	S/. 659,731
Ocuviri	S/. 1,452,210	Cuyocuyo	S/. 227,050
Palca	S/. 266,248	Limbani	S/. 215,109
Paratia	S/. 822,804	Patambuco	S/. 209,855
Pucara	S/. 384,495	Phara	S/. 233,785
Santa Lucia	S/. 591,472	Quiaca	S/. 652,573
Vilavila	S/. 424,999	San Juan Del Oro	S/. 725,539
<b>Carabaya</b>	<b>S/. 12,035,320</b>	Yanahuaya	S/. 91,108
Carabaya - Macusani	S/. 2,577,729	Alto Inambari	S/. 472,534
Ajoyani	S/. 1,852,990	San Pedro De Putina Punco	S/. 713,535
Ayapata	S/. 1,084,120	<b>Yunguyo</b>	<b>S/. 1,286,162</b>
Coasa	S/. 1,646,194	Yunguyo	S/. 669,671
Corani	S/. 395,846	Anapia	S/. 98,258
Crucero	S/. 876,457	Copani	S/. 171,039
Ituata	S/. 647,207	Cuturapi	S/. 42,262
Ollachea	S/. 569,766	Ollaraya	S/. 118,316
San Gabán	S/. 398,095	Tinicachi	S/. 54,768
Usicayos	S/. 1,986,916	Unicachi	S/. 131,848
<b>Chucuito</b>	<b>S/. 4,416,031</b>	<b>Melgar</b>	<b>S/. 9,403,118</b>
Chucuito - Juli	S/. 621,840	Melgar - Ayaviri	S/. 1,541,727
Desaguadero	S/. 666,363	Antauta	S/. 2,148,106
Huacullani	S/. 770,390	Cupi	S/. 410,168
Kelluyo	S/. 828,098	Llalli	S/. 607,731
Pisacoma	S/. 433,991	Macari	S/. 972,897
Pomata	S/. 489,399	Nuñoa	S/. 1,276,954
Zepita	S/. 605,950	Orurillo	S/. 1,208,876
<b>El Collao</b>	<b>S/. 2,558,085</b>	Santa Rosa	S/. 786,344
El Collao - Ilave	S/. 1,634,196	Umachiri	S/. 450,314
Capaso	S/. 69,758	<b>Moho</b>	<b>S/. 686,524</b>
Pilcuyo	S/. 445,041	Moho	S/. 407,872
Santa Rosa	S/. 261,851	Conima	S/. 63,856
Conduriri	S/. 147,239	Huayrapata	S/. 144,034
		Tilali	S/. 70,761

# SAN MARTIN

Al Gobierno Regional de San Martín  
A Gobiernos Provinciales y Distritales

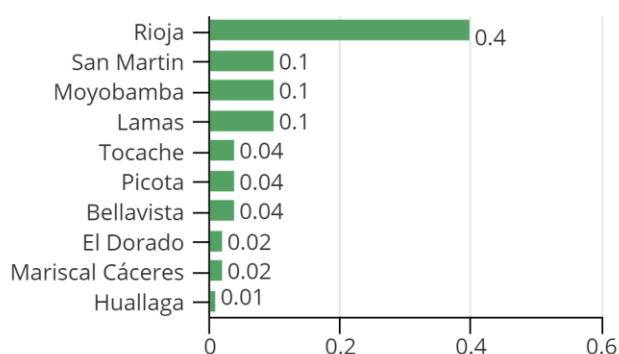
S/. 264,000  
S/. 791,998



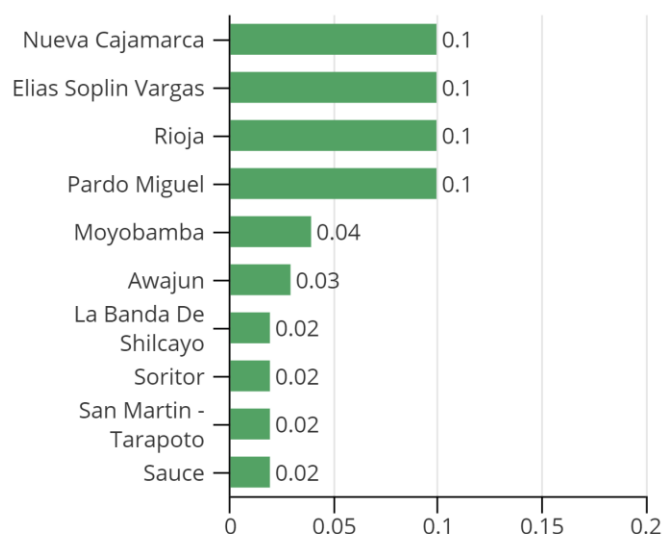
Total Transferido a San Martín

S/. 1,055,998

Distribución por Provincias  
(millones de soles)



Top 10, distribución por distritos  
(millones de soles)

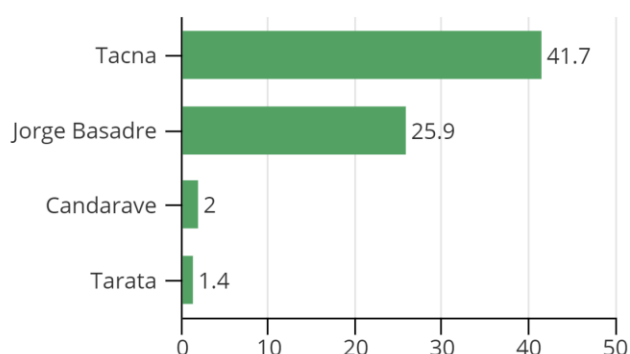


Transferencias de Canon Minero en el 2017 (en soles)

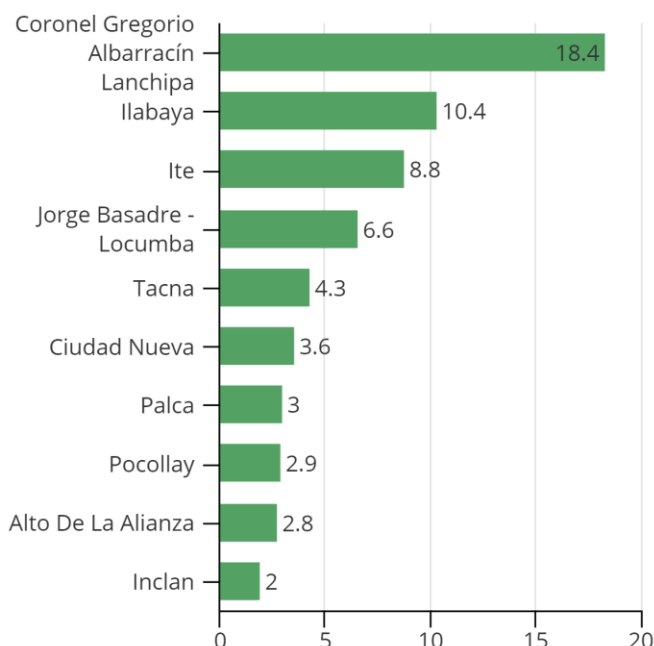
<b>Moyobamba</b>	<b>S/. 72,842</b>	<b>Picota</b>	<b>S/. 37,407</b>	<b>San Martín</b>	<b>S/. 87,128</b>
Moyobamba	S/. 36,255	Picota	S/. 4,140	San Martín - Tarapoto	S/. 16,600
Calzada	S/. 2,761	Buenos Aires	S/. 4,396	Alberto Leveau	S/. 3,869
Habana	S/. 1,284	Caspisapa	S/. 1,628	Cacatachi	S/. 1,386
Jepelacio	S/. 12,889	Pilluana	S/. 2,220	Chazuta	S/. 6,422
Soritor	S/. 17,683	Pucacaca	S/. 1,827	Chipurana	S/. 1,435
Yantalo	S/. 1,968	San Cristóbal	S/. 1,161	El Porvenir	S/. 2,250
<b>Mariscal Cáceres</b>	<b>S/. 22,297</b>	San Hilarión	S/. 4,466	Huimbayoc	S/. 2,566
Mariscal Cáceres - Juanjui	S/. 7,592	Shamboycu	S/. 10,127	Juan Guerra	S/. 2,508
Campanilla	S/. 4,757	Tingo De Ponasa	S/. 4,053	La Banda De Shilcayo	S/. 20,676
Huicungo	S/. 3,644	Tres Unidos	S/. 3,388	Morales	S/. 9,141
Pachiza	S/. 2,448	<b>Lamas</b>	<b>S/. 50,012</b>	Papaplaya	S/. 1,565
Pajarillo	S/. 3,856	Lamas	S/. 5,316	San Antonio	S/. 1,061
<b>El Dorado</b>	<b>S/. 22,766</b>	Alonso De Alvarado	S/. 11,957	Sauce	S/. 16,522
El Dorado	S/. 5,625	Barranquita	S/. 3,202	Shapaja	S/. 1,125
Agua Blanca	S/. 1,413	Caynarachi	S/. 4,974	<b>Bellavista</b>	<b>S/. 35,290</b>
San Martín	S/. 8,622	Cuñumbuqui	S/. 3,015	Bellavista	S/. 5,510
Santa Rosa	S/. 5,317	Pinto Recodo	S/. 6,437	Alto Biavo	S/. 4,618
Shatoja	S/. 1,789	Rumisapa	S/. 1,363	Bajo Biavo	S/. 12,857
<b>Rioja</b>	<b>S/. 409,708</b>	San Roque De Cumbaza	S/. 919	Huallaga	S/. 1,955
Rioja	S/. 61,648	Shanao	S/. 2,251	San Pablo	S/. 5,530
Awajun	S/. 30,182	Tabalosos	S/. 7,735	San Rafael	S/. 4,819
Elias Soplin Vargas	S/. 109,534	Zapatero	S/. 2,844	<b>Huallaga</b>	<b>S/. 13,243</b>
Nueva Cajamarca	S/. 117,461	<b>Tocache</b>	<b>S/. 41,307</b>	Huallaga - Saposoa	S/. 4,419
Pardo Miguel	S/. 58,388	Tocache	S/. 12,706	Alto Saposoa	S/. 2,000
Posic	S/. 4,390	Nuevo Progreso	S/. 7,715	El Eslabón	S/. 2,435
San Fernando	S/. 8,647	Polvora	S/. 8,432	Piscoyacu	S/. 2,471
Yorongos	S/. 9,593	Shunte	S/. 578	Sacanche	S/. 1,610
Yuracyacu	S/. 9,865	Uchiza	S/. 11,876	Tingo De Saposoa	S/. 308



**Distribución por Provincias**  
(millones de soles)



**Top 10, distribución por distritos**  
(millones de soles)



**Transferencias de Canon Minero en el 2017 (en soles)**

<b>Tacna</b>	<b>S/. 41,682,297</b>	<b>Candarave</b>	<b>S/. 2,044,801</b>
Tacna	S/. 4,303,041	Candarave	S/. 801,386
Alto De La Alianza	S/. 2,827,134	Cairani	S/. 369,632
Calana	S/. 502,230	Camilaca	S/. 340,056
Ciudad Nueva	S/. 3,576,484	Curibaya	S/. 11,895
Inclan	S/. 2,750,056	Huanuara	S/. 255,906
Pachia	S/. 494,339	Quilahuani	S/. 265,926
Palca	S/. 3,028,864	<b>Tarata</b>	<b>S/. 1,420,954</b>
Pocollay	S/. 2,871,116	Tarata	S/. 439,202
Sama	S/. 883,472	Héroes Albarracín - Chucutamani	S/. 192,301
Coronel Gregorio Albarracín Lanchipa	S/. 18,761,518	Estique	S/. 129,059
La Yarada Los Palos	S/. 1,684,044	Estique Pampa	S/. 101,297
<b>Jorge Basadre</b>	<b>S/. 25,888,709</b>	Sitajara	S/. 139,690
Jorge Basadre - Locumba	S/. 6,649,694	Susapaya	S/. 147,273
Ilabaya	S/. 10,425,889	Tarucachi	S/. 117,165
Ite	S/. 8,813,126	Ticaco	S/. 154,967





# TUMBES

Al Gobierno Regional de Tumbes S/. 11,615

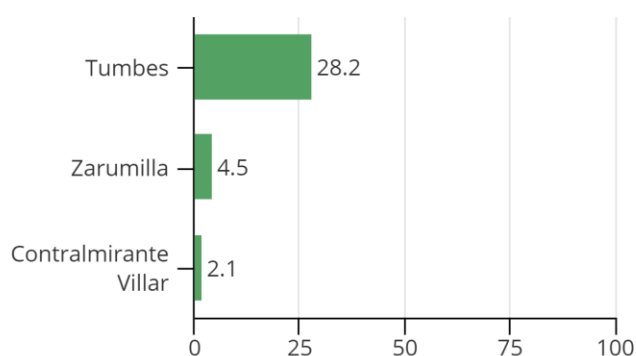
A Gobiernos Provinciales y Distritales S/. 34,846

➔

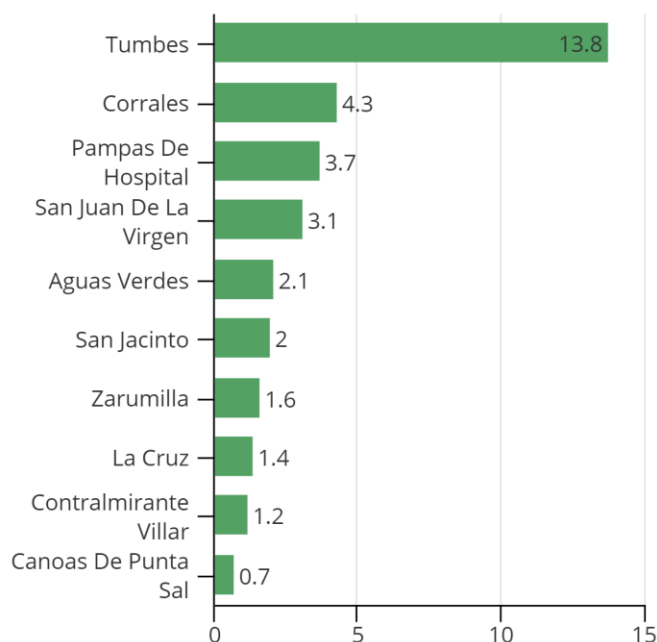
**Total Transferido a Tumbes**

**S/. 46,461**

**Distribución por Provincias**  
(miles de soles)



**Top 10, distribución por distritos**  
(miles de soles)



**Transferencias de Canon Minero en el 2017 (en soles)**

<b>Tumbes</b>	<b>S/. 28,233</b>
Tumbes	S/. 13,755
Corrales	S/. 4,287
La Cruz	S/. 1,363
Pampas De Hospital	S/. 3,701
San Jacinto	S/. 1,999
San Juan De La Virgen	S/. 3,128
<b>Contralmirante Villar</b>	<b>S/. 2,091</b>
Contralmirante Villar	S/. 1,161
Casitas	S/. 223
Canoas De Punta Sal	S/. 707
<b>Zarumilla</b>	<b>S/. 4,522</b>
Zarumilla	S/. 1,576
Aguas Verdes	S/. 2,108
Matapalo	S/. 284
Papayal	S/. 554